

BALANCE OF PAYMENTS

AUSTRALIA

SUPPLEMENTARY COUNTRY STATISTICS

EMBARGO: 11.30AM (CANBERRA TIME) FRI 29 JUL 2005

C O N T E N T S

page

NOTES

Final Issue	2
Changes in this issue	2
About the publication	2

ANALYSIS OF RESULTS

Analysis of results	3
-------------------------------	---

TABLES

BALANCE OF PAYMENTS COMPONENT BY COUNTRY	
Current account	7
Goods and services	19
Services credits	27
Services debits	39
Capital account	51

ADDITIONAL INFORMATION

Explanatory notes	56
Appendix: Countries and country groups	58

I N Q U I R I E S

For further information about these and related statistics, contact the National Information and Referral Service on 1300 135 070 or Tom Jebbink on Canberra (02) 6252 5540.

FINAL ISSUE

This is the final issue of this publication.

Country statistics on an international merchandise trade basis and country statistics covering international trade in services will continue to be available as AusStats tables on the ABS web site <<http://www.abs.gov.au>>. These tables are released with *International Trade in Goods and Services, Australia* (cat. no. 5368.0).

The country breakdown of data on income credits and debits will continue to be available from the publication *International Investment Position: Supplementary Country Statistics* (cat. no. 5352.0).

CHANGES IN THIS ISSUE

Revisions

Revisions have been made as a result of incorporating the latest available data.

European Union (EU) Membership

The addition of ten countries in May 2004 expanded the EU membership to 25 countries. While the addition of these countries to the EU occurred in May 2004, in ABS statistics the addition has been applied to EU estimates from 1 July 2004 to coincide with financial year reporting.

ABOUT THE PUBLICATION

This publication presents statistics on Australia's balance of payments by selected countries, supplementing the quarterly publication *Balance of Payments and International Investment Position, Australia* (cat. no. 5302.0). This issue contains partner country estimates of Australia's current and capital accounts.

All statistics in this issue except income are consistent with those published in the March quarter 2005 issue of *Balance of Payments and International Investment Position, Australia* (cat. no. 5302.0). The income data includes revisions made since the release of that publication.

The estimates in this publication are presented on a calendar year basis. This allows for better analysis in terms of international comparisons as data for most other countries are available on a calendar year basis.

This publication contains balance of payments components by country for the countries and country groups listed in the Appendix. The alternative presentation of country by balance of payments components is available as Data Cubes on the ABS web site <<http://www.abs.gov.au>>. For other related ABS products and services, see paragraphs 6–8 of the Explanatory Notes.

ROUNDING

Discrepancies may occur between totals in this publication and the same aggregates from other sources, and between sums of component items and totals due to rounding.

Dennis Trewin
Australian Statistician

ANALYSIS OF RESULTS

CURRENT ACCOUNT

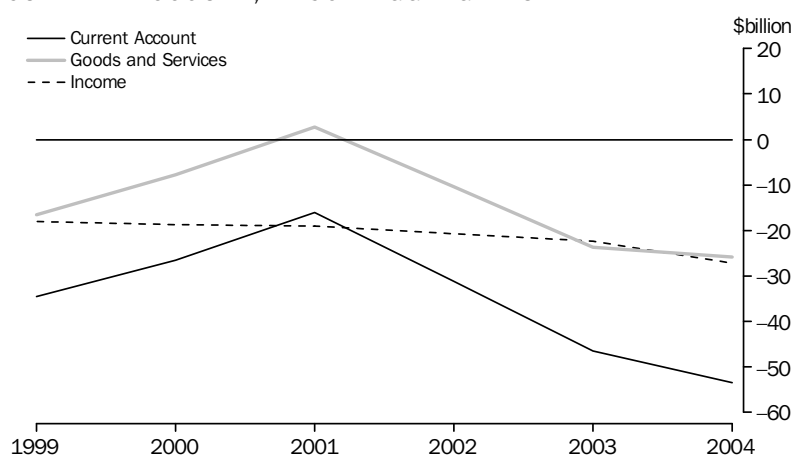
The current account deficit for 2004, was \$54.0 billion, an increase of \$7.2 billion on the deficit of \$46.9 billion in 2003. The current account deficit as a percentage of Australia's gross domestic product (GDP) increased from 6.0% in 2003 to 6.4% in 2004.

The increase in the current account deficit was the net effect of the following:

- an increase of \$1.4 billion in the net goods deficit to \$24.7 billion
- an increase of \$4.9 billion in the net income deficit to \$27.9 billion
- an increase of \$0.7 billion in net services to a deficit of \$1.1 billion.

The following graph shows major aggregates of the current account

CURRENT ACCOUNT, MAJOR AGGREGATES



When analysed by country, Australia's largest current account surpluses in 2004 were with:

- New Zealand, the surplus increased by \$1.4b (24%) to \$7.0b
- India, the surplus increased by \$2.0b (73%) to \$4.7b
- Republic of Korea, the surplus increased by \$1.1b (31%) to \$4.7b
- Japan, the surplus increased by \$2.2b (114%) to \$4.2b
- Asia n.e.s., (see the Appendix for countries included in this group), the surplus increased by \$0.6b (29%) to \$2.7b.

The largest current account deficits in 2004 were with:

- United States of America, the deficit increased by \$1.8b (12%) to \$16.5b
- Germany, the deficit increased by \$0.1b (1%) to \$7.7b
- People's Republic of China, the deficit increased by \$1.6b (31%) to \$6.9b
- United Kingdom, the deficit increased by \$3.7b (147%) to \$6.2b
- International Capital Markets (see the Appendix for securities and loans included in this group), the deficit decreased by \$1.3b (41%) to \$4.6b.

ANALYSIS OF RESULTS *continued*

GOODS

Australia's largest net goods surpluses in 2004 were with:

- Japan, the surplus increased by \$2.1b (62%) to \$5.4b
- India, the surplus increased by \$2.0b (83%) to \$4.3b
- Republic of Korea, the surplus increased by \$0.9b (29%) to \$4.2b
- Asia n.e.s., the surplus increased by \$1.0b (37%) to \$3.7b
- New Zealand, the surplus increased by \$0.4b (14%) to \$3.6b.

The largest net goods deficits in 2004 were with:

- United States of America, the deficit increased marginally to \$11.1b
- People's Republic of China, the deficit increased by \$1.8b (34%) to \$7.0b
- Germany, the deficit increased by \$0.1b (2%) to \$6.9b
- France, the deficit increased by \$0.8b (27%) to \$3.7b
- Malaysia, the deficit increased by \$0.9b (38%) to \$3.2b.

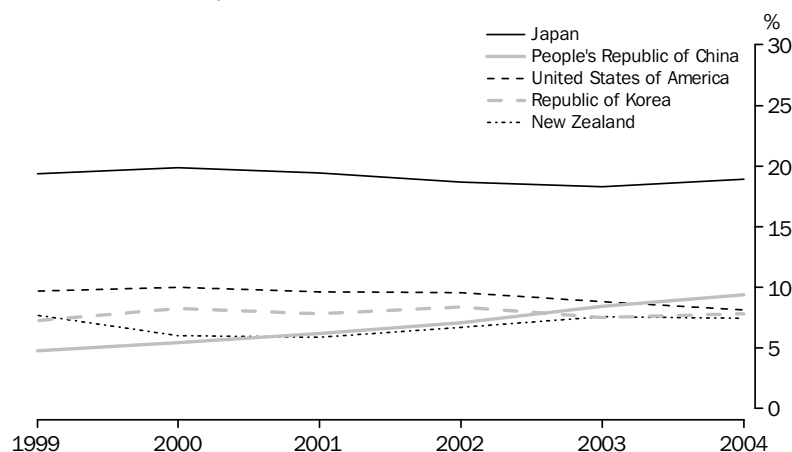
GOODS CREDITS (EXPORTS)

The main countries of destination for exports of goods in 2004 were:

- Japan, an increase of \$2.6b (13%) to \$22.4b or 19% of total goods credits
- People's Republic of China, an increase of \$1.9b (21%) to \$11.1b or 9% of total goods credits
- United States of America, an increase of \$0.1b (1%) to \$9.6b or 8% of total goods credits
- Republic of Korea, an increase of \$1.1b (14%) to \$9.2b or 8% of total goods credits
- New Zealand, an increase of \$0.6b (8%) to \$8.8b or 7% of total goods credits.

The following graph shows the percentage contribution to total goods credits by the main destination countries.

GOODS CREDITS, MAIN DESTINATION COUNTRIES



ANALYSIS OF RESULTS *continued*

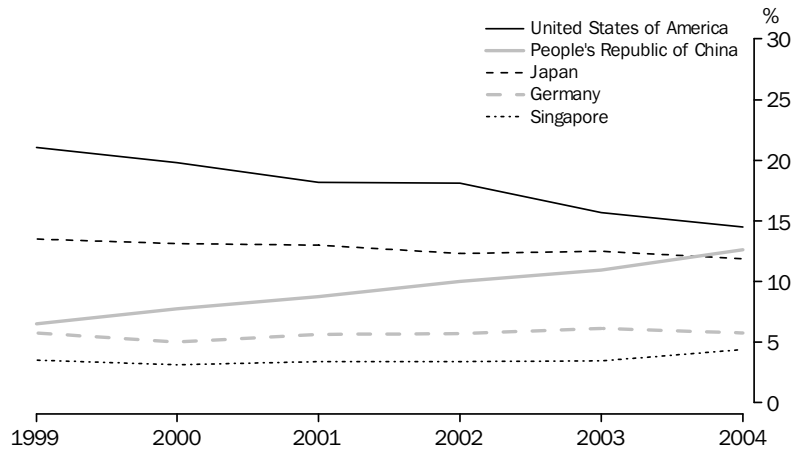
GOODS DEBITS (IMPORTS)

The main sources for imports of goods in 2004 were:

- United States of America, an increase of \$0.1 billion (1%) to \$20.8 billion or 15% of total goods debits
- People's Republic of China, an increase of \$3.7 billion (26%) to \$18.1 billion or 13% of total goods debits
- Japan, an increase of \$0.5 billion (3%) to \$17.0 billion or 12% of total goods debits
- Germany, an increase of \$0.2 billion (2%) to \$8.3 billion or 6% of total goods debits
- Singapore, an increase of \$1.8 billion (39%) to \$6.3 billion or 4% of total goods debits.

The following graph shows the percentage contribution to total goods debits by the main source countries.

GOODS DEBITS, MAIN SOURCE COUNTRIES



SERVICES CREDITS (EXPORTS)

The main countries to which Australia provided services in 2004 were:

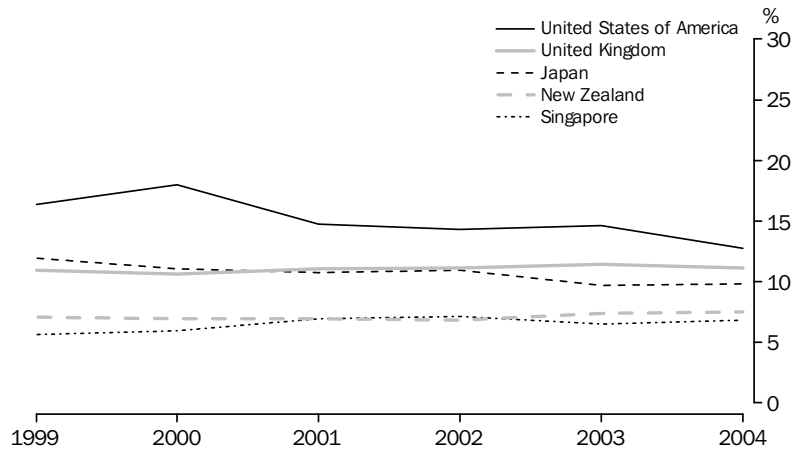
- United States of America, a decrease of \$0.3b (7%) to \$4.4 billion or 13% of total services credits
- United Kingdom, an increase of \$0.1 billion (3%) to \$3.8 billion or 11% of total services credits
- Japan, an increase of \$0.2 billion (7%) to \$3.4 billion or 10% of total services credits
- New Zealand, an increase of \$0.2 billion (8%) to \$2.6 billion or 8% of total services credits
- Singapore, an increase of \$0.2 billion (11%) to \$2.3 billion or 7% of total services credits.

The following graph shows the percentage contribution to total services credits by the main destination countries.

ANALYSIS OF RESULTS *continued*

SERVICES CREDITS (EXPORTS) *continued*

SERVICES CREDITS, MAIN DESTINATION COUNTRIES



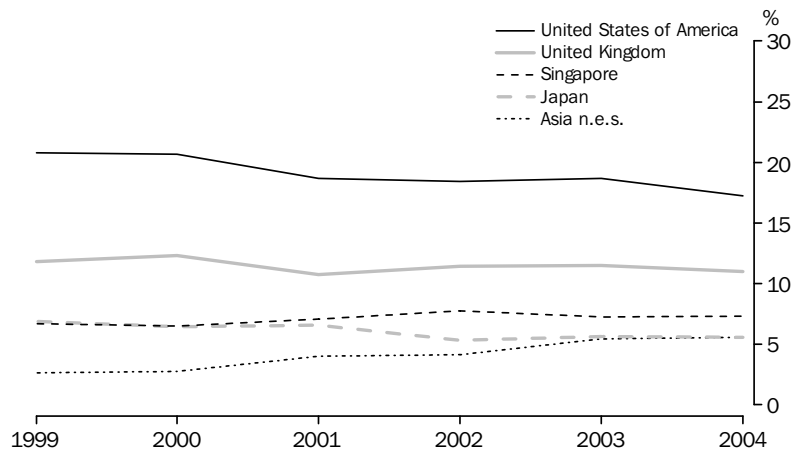
SERVICES DEBITS (IMPORTS)

The main countries which provided services to Australia in 2004 were:

- United States of America, a marginal decrease to \$6.1 billion or 17% of total services debits
- United Kingdom, an increase of \$0.1 billion (3%) to \$3.9 billion or 11% of total services debits
- Singapore, an increase of \$0.2 billion (9%) to \$2.6 billion or 7% of total services debits
- Japan, an increase of \$0.1 billion (7%) to \$2.0 billion or 6% of total services debits
- Asia n.e.s., an increase of \$0.2 billion (10%) to \$2.0 billion or 6% of total services debits.

The following graph shows the percentage contribution to total services debits by the main source countries.

SERVICES DEBITS, MAIN SOURCE COUNTRIES



CURRENT ACCOUNT(a)

	1999	2000	2001	2002	2003	2004
	\$m	\$m	\$m	\$m	\$m	\$m
.....						
BELGIUM AND LUXEMBOURG						
Current Account	3	-183	-196	-206	-633	-849
<i>Goods and Services</i>	445	253	137	45	-393	-349
Credits	1 238	1 120	1 025	1 089	844	905
Debits	-793	-867	-888	-1 043	-1 237	-1 254
<i>Income</i>	-471	-462	-360	-276	-264	-524
Credits	15	22	13	18	18	35
Debits	-486	-484	-373	-294	-282	-559
<i>Current Transfers</i>	29	26	27	25	24	24
Credits	30	27	28	26	26	26
Debits	-1	-1	-1	-1	-2	-2
.....						
BRUNEI DARUSSALAM						
Current Account	-46	-248	-373	-554	-558	-683
<i>Goods and Services</i>	-33	-238	-365	-546	-549	-675
Credits	77	63	80	80	74	77
Debits	-109	-301	-445	-626	-622	-752
<i>Income</i>	np	np	np	np	np	np
Credits	2	2	1	1	1	1
Debits	np	np	np	np	np	np
<i>Current Transfers</i>	np	np	np	np	np	np
Credits	np	np	np	np	np	np
Debits	-13	-11	-10	-10	-10	-10
.....						
CANADA						
Current Account	-633	-265	101	-76	-441	-138
<i>Goods and Services</i>	-418	-437	76	172	-33	121
Credits	1 573	1 872	2 245	2 301	2 157	2 428
Debits	-1 992	-2 309	-2 170	-2 129	-2 190	-2 307
<i>Income</i>	-165	212	61	-209	-367	-219
Credits	175	398	267	273	428	647
Debits	-340	-186	-206	-482	-795	-866
<i>Current Transfers</i>	-50	-40	-36	-39	-41	-40
Credits	26	26	26	25	24	25
Debits	-76	-66	-62	-64	-65	-65
.....						
CENTRAL AMERICA AND CARIBBEAN						
Current Account	-597	-962	122	-655	-771	-926
<i>Goods and Services</i>	-170	-342	258	-319	-359	-397
Credits	245	199	662	248	222	201
Debits	-415	-541	-405	-567	-581	-598
<i>Income</i>	-425	-618	-134	-334	-403	-520
Credits	-131	-151	np	np	np	np
Debits	-294	-467	np	np	np	np
<i>Current Transfers</i>	-2	-2	-2	-2	-9	-9
Credits	1	1	1	1	1	1
Debits	-3	-3	-3	-3	-10	-10
.....						

np not available for publication but included in totals where applicable, unless otherwise indicated

(a) For sign conventions, see paragraph 2 of the Explanatory Notes.

CURRENT ACCOUNT(a) *continued*

	1999	2000	2001	2002	2003	2004
	\$m	\$m	\$m	\$m	\$m	\$m
CHILE						
Current Account	66	45	—	-7	-70	7
Goods and Services	65	39	-9	-4	-72	-1
Credits	151	164	156	166	137	168
Debits	-86	-125	-166	-169	-209	-168
Income	2	6	9	-2	4	10
Credits	4	8	10	-1	5	11
Debits	-2	-2	-1	-1	-1	-1
Current Transfers	-1	—	—	-1	-2	-2
Credits	2	2	2	2	2	2
Debits	-3	-2	-2	-3	-4	-4
CHINA, PEOPLE'S REPUBLIC OF						
Current Account	-2 661	-3 206	-2 748	-4 558	-5 224	-6 866
Goods and Services	-2 543	-3 084	-2 638	-4 437	-5 059	-6 759
Credits	4 725	6 821	8 531	9 415	10 172	12 381
Debits	-7 268	-9 906	-11 169	-13 852	-15 231	-19 141
Income	-2	-33	-44	-72	-103	-62
Credits	55	46	56	43	37	44
Debits	-57	-79	-100	-115	-140	-106
Current Transfers	-116	-89	-66	-49	-62	-45
Credits	55	66	79	99	104	122
Debits	-171	-155	-145	-148	-166	-167
FIJI						
Current Account	77	137	215	68	-2	-78
Goods and Services	68	127	192	62	-2	-110
Credits	789	780	705	664	613	540
Debits	-721	-653	-513	-601	-615	-650
Income	49	43	52	40	37	71
Credits	61	54	58	47	45	81
Debits	-12	-11	-6	-7	-8	-10
Current Transfers	-40	-33	-29	-34	-37	-39
Credits	9	10	10	8	8	7
Debits	-49	-43	-39	-42	-45	-46
FRANCE						
Current Account	-1 823	-1 987	-1 735	-2 513	-3 600	-4 325
Goods and Services	-1 434	-1 505	-1 458	-2 028	-3 036	-3 894
Credits	1 159	1 266	1 554	1 716	1 410	1 379
Debits	-2 593	-2 771	-3 012	-3 744	-4 446	-5 272
Income	-418	-513	-305	-512	-590	-458
Credits	107	31	91	134	150	191
Debits	-525	-544	-396	-646	-740	-649
Current Transfers	29	31	28	27	26	27
Credits	52	50	46	46	45	47
Debits	-23	-19	-18	-19	-19	-20

— nil or rounded to zero (including null cells)

(a) For sign conventions, see paragraph 2 of the Explanatory Notes.

CURRENT ACCOUNT (a) *continued*

	1999	2000	2001	2002	2003	2004
	\$m	\$m	\$m	\$m	\$m	\$m
GERMANY						
Current Account	-5 811	-5 312	-6 057	-6 464	-7 647	-7 733
<i>Goods and Services</i>	-4 700	-4 776	-5 656	-6 261	-7 128	-7 359
Credits	2 028	2 154	2 317	2 399	2 097	2 171
Debits	-6 729	-6 929	-7 973	-8 659	-9 225	-9 530
<i>Income</i>	-1 147	-574	-437	-238	-552	-408
Credits	166	180	122	156	223	569
Debits	-1 313	-754	-559	-394	-775	-977
<i>Current Transfers</i>	36	38	36	35	33	34
Credits	72	69	66	65	64	65
Debits	-36	-31	-30	-30	-31	-31
GREECE						
Current Account	-245	-114	-260	-586	-236	-231
<i>Goods and Services</i>	-217	-89	-229	-553	-221	-214
Credits	131	285	170	111	103	117
Debits	-348	-374	-399	-664	-323	-331
<i>Income</i>	23	26	20	17	24	22
Credits	27	30	22	19	26	24
Debits	-4	-4	-2	-2	-2	-2
<i>Current Transfers</i>	-51	-51	-51	-50	-39	-39
Credits	10	8	6	7	5	5
Debits	-61	-59	-57	-57	-44	-44
HONG KONG (SAR OF CHINA)						
Current Account	894	1 297	1 671	1 150	1 024	516
<i>Goods and Services</i>	1 589	1 997	2 188	1 761	1 503	1 087
Credits	3 988	4 676	5 634	4 971	4 145	4 033
Debits	-2 400	-2 679	-3 446	-3 210	-2 642	-2 946
<i>Income</i>	-622	-655	-485	-573	-431	-516
Credits	360	562	482	483	412	271
Debits	-982	-1 217	-967	-1 056	-843	-787
<i>Current Transfers</i>	-73	-45	-32	-38	-48	-55
Credits	121	119	123	123	114	110
Debits	-194	-164	-155	-161	-162	-165
INDIA						
Current Account	1 011	1 292	1 878	1 827	2 723	4 712
<i>Goods and Services</i>	965	1 251	1 865	1 801	2 713	4 689
Credits	1 785	2 221	2 895	2 965	3 927	6 097
Debits	-820	-970	-1 030	-1 163	-1 214	-1 407
<i>Income</i>	np	30	9	13	-13	-9
Credits	60	72	34	np	np	np
Debits	np	-42	-25	np	np	np
<i>Current Transfers</i>	np	11	4	13	23	32
Credits	np	41	34	34	48	59
Debits	-24	-30	-30	-21	-25	-27

np not available for publication but included in totals where applicable, unless otherwise indicated

(a) For sign conventions, see paragraph 2 of the Explanatory Notes.

CURRENT ACCOUNT(a) *continued*

	1999	2000	2001	2002	2003	2004
	\$m	\$m	\$m	\$m	\$m	\$m
INDONESIA						
Current Account	-497	486	-453	-925	-981	-94
Goods and Services	-372	482	-442	-894	-963	-7
Credits	2 968	3 746	4 196	4 067	3 757	4 236
Debits	-3 339	-3 264	-4 638	-4 961	-4 719	-4 243
Income	32	150	116	97	125	81
Credits	119	232	173	156	np	166
Debits	-87	-82	-57	-59	np	-85
Current Transfers	-157	-146	-127	-128	-143	-168
Credits	46	47	48	42	39	35
Debits	-203	-193	-175	-170	-182	-203
IRELAND, REPUBLIC OF						
Current Account	-798	-922	-1 130	-1 360	-1 358	-1 583
Goods and Services	-805	-903	-1 003	-1 360	-1 397	-1 531
Credits	337	333	541	437	564	557
Debits	-1 143	-1 236	-1 544	-1 798	-1 961	-2 089
Income	np	np	-91	34	74	-15
Credits	np	np	np	117	170	180
Debits	-35	-55	np	-83	-96	-195
Current Transfers	np	np	-36	-34	-35	-37
Credits	np	np	17	17	17	16
Debits	-63	-56	-53	-51	-52	-53
ITALY						
Current Account	-1 683	-1 431	-1 514	-2 004	-2 913	-3 441
Goods and Services	-1 688	-1 444	-1 488	-1 976	-2 789	-3 335
Credits	1 686	2 161	2 467	2 310	1 824	1 650
Debits	-3 374	-3 605	-3 955	-4 286	-4 613	-4 985
Income	np	np	57	56	-45	-26
Credits	np	np	72	np	99	129
Debits	-13	-4	-15	np	-144	-155
Current Transfers	np	np	-83	-84	-79	-80
Credits	np	np	6	5	5	5
Debits	-89	-90	-89	-89	-84	-85
JAPAN						
Current Account	2 434	6 722	7 674	5 625	1 969	4 209
Goods and Services	4 312	7 877	9 677	8 232	4 639	6 819
Credits	20 044	25 535	27 361	25 922	22 980	25 775
Debits	-15 733	-17 658	-17 684	-17 690	-18 342	-18 956
Income	-2 035	-1 315	-2 187	-2 790	-2 829	-2 752
Credits	356	354	433	301	311	412
Debits	-2 391	-1 669	-2 620	-3 091	-3 140	-3 164
Current Transfers	157	160	184	183	159	142
Credits	281	267	286	288	266	251
Debits	-124	-107	-102	-105	-107	-109

np not available for publication but included in totals where applicable, unless otherwise indicated

(a) For sign conventions, see paragraph 2 of the Explanatory Notes.

CURRENT ACCOUNT(a) *continued*

	1999	2000	2001	2002	2003	2004
	\$m	\$m	\$m	\$m	\$m	\$m
KOREA, REPUBLIC OF						
Current Account	2 600	4 586	5 089	5 479	3 576	4 671
<i>Goods and Services</i>	2 691	4 682	5 208	5 571	3 668	4 742
Credits	6 832	9 779	10 406	10 859	8 998	10 121
Debits	-4 141	-5 097	-5 198	-5 288	-5 330	-5 380
<i>Income</i>	-36	-55	-84	-54	-54	-36
Credits	51	50	27	20	32	43
Debits	-87	-105	-111	-74	-86	-79
<i>Current Transfers</i>	-55	-41	-35	-38	-38	-35
Credits	33	34	37	41	41	45
Debits	-88	-75	-72	-79	-79	-80
MALAYSIA						
Current Account	-1 394	-2 044	-1 224	-1 521	-2 349	-3 257
<i>Goods and Services</i>	-1 341	-1 985	-1 344	-1 514	-2 071	-2 977
Credits	2 682	3 184	3 437	3 195	3 001	3 409
Debits	-4 023	-5 169	-4 781	-4 709	-5 072	-6 386
<i>Income</i>	-7	-29	142	13	-261	-257
Credits	123	81	89	66	25	20
Debits	-130	-110	53	-53	-286	-277
<i>Current Transfers</i>	-46	-30	-22	-20	-17	-23
Credits	33	39	40	47	49	44
Debits	-79	-69	-62	-67	-66	-67
MEXICO						
Current Account	-106	-129	-231	-88	-153	-274
<i>Goods and Services</i>	-119	-138	-240	-98	-160	-284
Credits	286	355	419	457	467	446
Debits	-406	-493	-659	-555	-627	-730
<i>Income</i>	9	6	5	6	4	7
Credits	9	8	6	7	5	8
Debits	—	-2	-1	-1	-1	-1
<i>Current Transfers</i>	4	3	4	4	3	3
Credits	4	4	4	4	4	4
Debits	—	-1	—	—	-1	-1
NETHERLANDS						
Current Account	-629	437	197	-740	-1 007	-765
<i>Goods and Services</i>	-202	577	428	35	-100	137
Credits	1 232	2 121	1 931	1 706	1 656	1 989
Debits	-1 434	-1 544	-1 503	-1 670	-1 757	-1 852
<i>Income</i>	-439	-149	-242	-783	-917	-911
Credits	326	263	333	368	388	416
Debits	-765	-412	-575	-1 151	-1 305	-1 327
<i>Current Transfers</i>	12	9	11	8	10	9
Credits	45	41	42	39	40	39
Debits	-33	-32	-31	-31	-30	-30

— nil or rounded to zero (including null cells)

(a) For sign conventions, see paragraph 2 of the Explanatory Notes.

CURRENT ACCOUNT(a) *continued*

	1999	2000	2001	2002	2003	2004
	\$m	\$m	\$m	\$m	\$m	\$m
NEW ZEALAND						
Current Account	3 794	3 984	4 472	5 137	5 635	7 007
<i>Goods and Services</i>	2 979	2 643	2 947	3 625	3 758	4 446
Credits	8 597	8 843	9 471	10 227	10 612	11 435
Debits	-5 617	-6 200	-6 524	-6 602	-6 854	-6 988
<i>Income</i>	904	1 359	1 555	1 607	2 002	2 679
Credits	1 440	1 980	1 847	2 168	2 579	3 439
Debits	-536	-621	-292	-561	-577	-760
<i>Current Transfers</i>	-89	-18	-30	-95	-125	-118
Credits	238	256	229	176	165	175
Debits	-327	-274	-259	-271	-290	-293
NORWAY						
Current Account	-13	15	-81	-71	-378	-241
<i>Goods and Services</i>	-9	30	-45	33	-88	-123
Credits	169	201	242	325	267	245
Debits	-178	-171	-286	-292	-355	-368
<i>Income</i>	np	np	-43	-111	-295	-122
Credits	np	np	np	np	np	np
Debits	-12	-24	np	np	np	np
<i>Current Transfers</i>	np	np	7	7	5	4
Credits	np	np	8	8	7	6
Debits	-1	-1	-1	-1	-2	-2
PAPUA NEW GUINEA						
Current Account	-166	-430	-233	-452	-872	-807
<i>Goods and Services</i>	40	-232	-3	-72	-543	-527
Credits	1 334	1 393	1 406	1 331	1 147	1 276
Debits	-1 294	-1 625	-1 409	-1 403	-1 691	-1 802
<i>Income</i>	107	183	145	6	52	87
Credits	127	203	155	20	np	101
Debits	-20	-20	-10	-14	np	-14
<i>Current Transfers</i>	-313	-381	-375	-386	-381	-367
Credits	6	5	5	4	4	4
Debits	-319	-386	-380	-390	-385	-371
PERU						
Current Account	15	-16	15	—	-19	26
<i>Goods and Services</i>	12	-14	16	2	-17	28
Credits	36	48	92	91	89	108
Debits	-24	-62	-76	-90	-106	-80
<i>Income</i>	2	np	-1	-2	-1	np
Credits	2	np	1	1	2	np
Debits	—	—	-2	-3	-3	-4
<i>Current Transfers</i>	1	np	—	—	-1	np
Credits	1	np	1	1	1	np
Debits	—	—	-1	-1	-2	-2

— nil or rounded to zero (including null cells)

np not available for publication but included in totals where applicable, unless otherwise indicated

(a) For sign conventions, see paragraph 2 of the Explanatory Notes.

CURRENT ACCOUNT(a) *continued*

	1999	2000	2001	2002	2003	2004
	\$m	\$m	\$m	\$m	\$m	\$m
PHILIPPINES						
Current Account	732	959	854	288	64	110
Goods and Services	793	979	800	329	105	156
Credits	1 389	1 704	1 474	1 297	1 096	1 120
Debits	-596	-725	-675	-969	-991	-964
Income	np	np	111	13	17	4
Credits	np	np	152	30	32	28
Debits	-37	-80	-41	-17	-15	-24
Current Transfers	np	np	-57	-54	-58	-50
Credits	np	np	15	16	15	17
Debits	-78	-77	-72	-70	-73	-67
RUSSIAN FEDERATION						
Current Account	154	256	104	60	124	133
Goods and Services	152	256	103	59	114	123
Credits	222	332	255	227	203	248
Debits	-70	-76	-152	-168	-89	-125
Income	np	np	np	np	8	9
Credits	np	np	np	np	12	14
Debits	-4	-6	np	np	-4	-5
Current Transfers	np	np	np	np	2	1
Credits	np	np	np	np	3	3
Debits	—	-2	-2	-2	-1	-2
SINGAPORE						
Current Account	49	1 965	924	265	-1 555	-3 635
Goods and Services	279	2 235	1 411	546	-1 235	-3 234
Credits	5 737	8 070	7 817	7 552	5 690	5 670
Debits	-5 458	-5 834	-6 406	-7 006	-6 924	-8 904
Income	-265	-328	-536	-320	-363	-442
Credits	217	479	347	231	196	246
Debits	-482	-807	-883	-551	-559	-688
Current Transfers	35	58	49	39	43	41
Credits	217	210	203	205	198	198
Debits	-182	-152	-154	-166	-155	-157
SOUTH AFRICA						
Current Account	278	384	418	245	20	312
Goods and Services	300	410	418	264	153	344
Credits	1 137	1 455	1 503	1 499	1 589	1 878
Debits	-837	-1 045	-1 085	-1 235	-1 436	-1 534
Income	-20	-26	-3	-17	-128	-24
Credits	47	28	32	19	34	23
Debits	-67	-54	-35	-36	-162	-47
Current Transfers	-2	—	3	-2	-5	-8
Credits	33	32	33	27	28	25
Debits	-35	-32	-30	-29	-33	-33

— nil or rounded to zero (including null cells)

np not available for publication but included in totals where applicable, unless otherwise indicated

(a) For sign conventions, see paragraph 2 of the Explanatory Notes.

CURRENT ACCOUNT(a) *continued*

	1999	2000	2001	2002	2003	2004
	\$m	\$m	\$m	\$m	\$m	\$m
SWEDEN						
Current Account	-1 513	-1 375	-1 254	-1 515	-1 617	-1 530
Goods and Services	-1 349	-1 287	-1 233	-1 444	-1 497	-1 414
Credits	440	462	391	392	392	472
Debits	-1 789	-1 749	-1 624	-1 836	-1 889	-1 886
Income	-169	-94	-28	-78	-126	-122
Credits	18	17	21	21	21	36
Debits	-187	-111	-49	-99	-147	-158
Current Transfers	5	6	7	7	6	6
Credits	19	19	19	19	18	18
Debits	-14	-13	-12	-12	-12	-12
SWITZERLAND						
Current Account	-1 620	-1 877	-2 496	-2 311	-2 485	-3 333
Goods and Services	-1 150	-1 503	-1 710	-1 535	-1 394	-1 723
Credits	648	547	656	729	650	641
Debits	-1 798	-2 050	-2 366	-2 265	-2 044	-2 364
Income	-553	-451	-860	-847	-1 162	-1 681
Credits	35	24	65	101	71	14
Debits	-588	-475	-925	-948	-1 233	-1 695
Current Transfers	83	77	74	71	71	71
Credits	101	94	90	87	87	87
Debits	-18	-17	-16	-16	-16	-16
TAIWAN						
Current Account	1 426	2 291	2 572	1 595	482	677
Goods and Services	1 483	2 344	2 620	1 642	532	728
Credits	4 633	6 041	5 812	5 157	4 114	4 556
Debits	-3 150	-3 698	-3 192	-3 515	-3 582	-3 828
Income	-35	-39	-34	-32	-30	-29
Credits	22	27	19	15	20	31
Debits	-57	-66	-53	-47	-50	-60
Current Transfers	-22	-14	-14	-15	-20	-22
Credits	17	18	16	16	14	13
Debits	-39	-32	-30	-31	-34	-35
THAILAND						
Current Account	-958	-1 113	-788	-1 030	-1 715	-1 193
Goods and Services	-964	-1 092	-754	-987	-1 659	-1 146
Credits	1 833	2 441	2 780	3 018	2 727	3 566
Debits	-2 797	-3 533	-3 535	-4 005	-4 386	-4 712
Income	np	47	26	14	5	13
Credits	85	90	58	47	39	55
Debits	np	-43	-32	-33	-34	-42
Current Transfers	np	-68	-60	-57	-61	-60
Credits	np	18	22	24	22	22
Debits	-95	-86	-82	-81	-83	-82

np not available for publication but included in totals where applicable, unless otherwise indicated

(a) For sign conventions, see paragraph 2 of the Explanatory Notes.

CURRENT ACCOUNT(a) *continued*

	1999	2000	2001	2002	2003	2004
	\$m	\$m	\$m	\$m	\$m	\$m
UNITED KINGDOM						
Current Account	-5 435	-7 163	-5 651	-4 306	-2 486	-6 151
<i>Goods and Services</i>	<i>-2 072</i>	<i>-3 749</i>	<i>-1 033</i>	<i>-443</i>	<i>1 868</i>	<i>-799</i>
Credits	6 736	7 200	8 801	9 313	11 166	8 921
Debits	-8 809	-10 949	-9 835	-9 756	-9 298	-9 720
<i>Income</i>	<i>-3 584</i>	<i>-3 697</i>	<i>-4 880</i>	<i>-4 107</i>	<i>-4 630</i>	<i>-5 616</i>
Credits	2 806	3 478	2 763	3 184	2 454	2 736
Debits	-6 390	-7 175	-7 643	-7 291	-7 084	-8 352
<i>Current Transfers</i>	<i>221</i>	<i>283</i>	<i>262</i>	<i>244</i>	<i>276</i>	<i>264</i>
Credits	900	859	805	802	829	820
Debits	-679	-576	-543	-558	-553	-556
UNITED STATES OF AMERICA						
Current Account	-17 769	-17 456	-13 360	-16 565	-14 704	-16 471
<i>Goods and Services</i>	<i>-14 536</i>	<i>-13 245</i>	<i>-11 231</i>	<i>-13 487</i>	<i>-12 521</i>	<i>-12 884</i>
Credits	12 857	16 842	16 633	16 115	14 269	14 014
Debits	-27 392	-30 086	-27 863	-29 601	-26 790	-26 899
<i>Income</i>	<i>-4 096</i>	<i>-5 038</i>	<i>-2 912</i>	<i>-3 833</i>	<i>-2 943</i>	<i>-4 351</i>
Credits	3 966	5 426	5 819	5 313	5 782	7 292
Debits	-8 062	-10 464	-8 731	-9 146	-8 725	-11 643
<i>Current Transfers</i>	<i>863</i>	<i>827</i>	<i>783</i>	<i>755</i>	<i>760</i>	<i>764</i>
Credits	1 164	1 086	1 022	998	1 001	1 006
Debits	-301	-259	-239	-243	-241	-242
VIET NAM						
Current Account	-1 072	-1 731	-1 754	-1 985	-2 061	-2 074
<i>Goods and Services</i>	<i>-1 099</i>	<i>-1 847</i>	<i>-1 749</i>	<i>-1 953</i>	<i>-2 018</i>	<i>-2 029</i>
Credits	437	561	630	690	631	879
Debits	-1 536	-2 408	-2 378	-2 642	-2 649	-2 908
<i>Income</i>	<i>96</i>	<i>189</i>	<i>np</i>	<i>np</i>	<i>np</i>	<i>np</i>
Credits	np	np	68	36	np	37
Debits	np	np	np	np	np	np
<i>Current Transfers</i>	<i>-69</i>	<i>-73</i>	<i>np</i>	<i>np</i>	<i>np</i>	<i>np</i>
Credits	11	12	np	np	np	np
Debits	-80	-85	-75	-71	-77	-81
AFRICA N.E.S.						
Current Account	667	1 070	1 639	1 397	857	1 485
<i>Goods and Services</i>	<i>723</i>	<i>974</i>	<i>1 553</i>	<i>1 407</i>	<i>861</i>	<i>1 502</i>
Credits	1 260	1 522	2 035	2 061	1 373	2 058
Debits	-537	-548	-482	-654	-512	-557
<i>Income</i>	<i>6</i>	<i>156</i>	<i>136</i>	<i>29</i>	<i>40</i>	<i>30</i>
Credits	16	175	143	np	np	np
Debits	-10	-19	-7	np	np	np
<i>Current Transfers</i>	<i>-62</i>	<i>-60</i>	<i>-50</i>	<i>-39</i>	<i>-44</i>	<i>-47</i>
Credits	16	20	25	28	36	42
Debits	-78	-80	-75	-67	-80	-89

np not available for publication but included in totals where applicable, unless otherwise indicated

(a) For sign conventions, see paragraph 2 of the Explanatory Notes.

CURRENT ACCOUNT(a) *continued*

	1999	2000	2001	2002	2003	2004
	\$m	\$m	\$m	\$m	\$m	\$m
AMERICA N.E.S.						
Current Account	271	-1	-58	167	-92	-44
Goods and Services	170	—	-104	-44	-89	-46
Credits	811	956	795	779	833	898
Debits	-641	-957	-899	-824	-922	-944
Income	np	16	62	227	19	25
Credits	127	9	np	np	np	np
Debits	np	-19	np	np	np	np
Current Transfers	np	-17	-16	-16	-22	-23
Credits	np	6	6	7	7	7
Debits	-28	-23	-22	-23	-29	-30
ASIA N.E.S.						
Current Account	2 484	2 535	4 639	4 536	2 081	2 694
Goods and Services	2 678	2 675	4 635	4 708	2 350	3 089
Credits	5 627	7 431	9 623	9 165	7 398	8 448
Debits	-2 949	-4 756	-4 988	-4 457	-5 048	-5 359
Income	52	162	242	48	-2	-128
Credits	125	242	np	np	np	np
Debits	-73	-80	np	np	np	np
Current Transfers	-246	-302	-238	-220	-267	-267
Credits	63	69	67	75	81	83
Debits	-309	-371	-305	-295	-348	-350
EUROPE N.E.S.						
Current Account	-1 775	-1 129	-1 304	-2 461	-2 729	-3 584
Goods and Services	-1 660	-1 134	-1 352	-2 326	-2 455	-3 511
Credits	2 215	2 904	2 976	2 741	2 969	3 124
Debits	-3 875	-4 038	-4 328	-5 067	-5 425	-6 635
Income	-97	54	71	-118	-259	-53
Credits	455	962	np	np	np	np
Debits	-552	-908	np	np	np	np
Current Transfers	-18	-49	-23	-17	-15	-20
Credits	132	129	117	118	115	112
Debits	-150	-178	-140	-135	-130	-132
OCEANIA N.E.S.						
Current Account	435	568	571	692	538	368
Goods and Services	581	702	677	789	630	542
Credits	934	1 103	1 091	1 204	1 147	956
Debits	-353	-402	-414	-414	-517	-414
Income	-53	-33	-4	9	36	20
Credits	59	67	np	np	np	np
Debits	-112	-100	np	np	np	np
Current Transfers	-93	-101	-102	-106	-128	-194
Credits	12	11	10	10	9	10
Debits	-105	-112	-112	-116	-137	-204

— nil or rounded to zero (including null cells)

np not available for publication but included in totals where applicable, unless otherwise indicated

(a) For sign conventions, see paragraph 2 of the Explanatory Notes.

CURRENT ACCOUNT(a) *continued*

	1999	2000	2001	2002	2003	2004
	\$m	\$m	\$m	\$m	\$m	\$m
INTERNATIONAL CAPITAL MARKETS						
Current Account	-3 252	-3 573	-4 094	-3 573	-3 257	-4 603
<i>Goods and Services</i>	—	—	—	—	—	—
Credits	—	—	—	—	—	—
Debits	—	—	—	—	—	—
<i>Income</i>	-3 252	-3 573	-4 094	-3 573	-3 257	-4 603
Credits	15	2	—	—	—	—
Debits	-3 267	-3 575	-4 094	-3 573	-3 257	-4 603
<i>Current Transfers</i>	—	—	—	—	—	—
Credits	—	—	—	—	—	—
Debits	—	—	—	—	—	—
INTERNATIONAL INSTITUTIONS						
Current Account	-23	-6	-11	-34	-28	-35
<i>Goods and Services</i>	—	—	—	—	—	—
Credits	—	—	—	—	—	—
Debits	—	—	—	—	—	—
<i>Income</i>	-23	-6	-11	-34	-28	-35
Credits	63	83	73	53	44	35
Debits	-86	-89	-84	-87	-72	-70
<i>Current Transfers</i>	—	—	—	—	—	—
Credits	—	—	—	—	—	—
Debits	—	—	—	—	—	—
UNALLOCATED						
Current Account	-1 501	-2 934	-2 519	-3 525	-4 051	-6 030
<i>Goods and Services</i>	29	839	1 718	872	1 204	945
Credits	2 896	3 926	4 095	3 423	3 309	3 689
Debits	-2 866	-3 087	-2 377	-2 551	-2 105	-2 744
<i>Income</i>	-1 805	-3 907	-4 350	-4 455	-5 327	-7 013
Credits	414	311	548	364	251	361
Debits	-2 219	-4 218	-4 898	-4 819	-5 578	-7 374
<i>Current Transfers</i>	275	134	113	58	72	38
Credits	803	753	722	692	697	700
Debits	-528	-619	-609	-634	-625	-662
TOTAL ALL COUNTRIES						
Current Account	-34 666	-26 581	-16 323	-31 527	-46 896	-54 046
<i>Goods and Services</i>	-16 527	-7 671	2 839	-10 326	-23 750	-25 827
Credits	113 906	142 816	155 309	152 409	140 819	152 884
Debits	-130 433	-150 488	-152 470	-162 735	-164 570	-178 711
<i>Income</i>	-18 094	-18 828	-19 200	-21 089	-22 911	-27 855
Credits	12 275	16 368	15 843	15 603	15 695	19 085
Debits	-30 369	-35 196	-35 043	-36 692	-38 606	-46 940
<i>Current Transfers</i>	-45	-82	38	-112	-235	-364
Credits	4 654	4 500	4 333	4 251	4 255	4 273
Debits	-4 699	-4 582	-4 295	-4 363	-4 490	-4 637

— nil or rounded to zero (including null cells)

(a) For sign conventions, see paragraph 2 of the Explanatory Notes.

CURRENT ACCOUNT (a) *continued*

	1999	2000	2001	2002	2003	2004
	\$m	\$m	\$m	\$m	\$m	\$m
APEC						
Current Account	-12 783	-3 403	2 840	-7 637	-17 364	-17 661
<i>Goods and Services</i>	-7 031	1 264	6 270	-2 053	-12 577	-12 274
Credits	80 401	102 509	108 835	107 137	96 468	105 945
Debits	-87 432	-101 245	-102 565	-109 190	-109 044	-118 219
<i>Income</i>	-6 045	-5 265	-4 030	-6 097	-5 150	-5 753
Credits	7 270	10 292	10 035	9 219	10 216	12 865
Debits	-13 315	-15 557	-14 065	-15 316	-15 366	-18 618
<i>Current Transfers</i>	293	598	600	513	363	366
Credits	2 420	2 416	2 331	2 226	2 153	2 164
Debits	-2 127	-1 818	-1 731	-1 713	-1 790	-1 798
ASEAN						
Current Account	-3 059	-1 546	-2 650	-5 290	-9 004	-10 636
<i>Goods and Services</i>	-2 810	-1 449	-2 411	-4 992	-8 371	-9 855
Credits	15 178	19 826	20 488	19 953	17 017	19 041
Debits	-17 988	-21 275	-22 899	-24 945	-25 387	-28 896
<i>Income</i>	-88	95	-79	-156	-457	-586
Credits	697	1 227	890	569	522	547
Debits	-785	-1 132	-969	-725	-979	-1 133
<i>Current Transfers</i>	-161	-192	-160	-142	-176	-195
Credits	500	509	517	521	507	499
Debits	-661	-701	-677	-663	-683	-694
EU						
Current Account	-19 234	-18 997	-18 811	-22 061	-23 739	-29 491
<i>Goods and Services</i>	-13 461	-14 070	-12 835	-16 325	-16 822	-21 753
Credits	16 359	18 920	21 047	21 165	21 929	20 447
Debits	-29 820	-32 990	-33 882	-37 490	-38 751	-42 200
<i>Income</i>	-6 051	-5 245	-6 226	-5 990	-7 253	-8 048
Credits	4 041	5 091	4 032	4 819	4 208	4 963
Debits	-10 092	-10 336	-10 258	-10 809	-11 461	-13 010
<i>Current Transfers</i>	278	318	250	254	336	310
Credits	1 079	1 031	942	945	986	982
Debits	-801	-713	-692	-691	-650	-672
OECD						
Current Account	-30 946	-23 366	-17 980	-24 938	-31 207	-34 708
<i>Goods and Services</i>	-19 875	-14 170	-8 192	-13 527	-19 128	-20 902
Credits	67 907	83 402	89 047	88 693	82 850	85 802
Debits	-87 782	-97 572	-97 239	-102 220	-101 978	-106 704
<i>Income</i>	-12 160	-10 607	-11 043	-12 497	-13 181	-14 886
Credits	10 095	13 348	11 966	12 417	12 882	16 314
Debits	-22 255	-23 955	-23 009	-24 914	-26 063	-31 200
<i>Current Transfers</i>	1 089	1 411	1 255	1 086	1 102	1 080
Credits	2 753	2 660	2 458	2 318	2 302	2 293
Debits	-1 664	-1 249	-1 203	-1 232	-1 200	-1 213

(a) For sign conventions, see paragraph 2 of the Explanatory Notes.

GOODS AND SERVICES (a)

	1999	2000	2001	2002	2003	2004
	\$m	\$m	\$m	\$m	\$m	\$m
.....						
BELGIUM AND LUXEMBOURG						
Goods	434	219	65	-51	-501	-475
Credits	1 142	1 020	911	954	699	747
Debits	-708	-801	-846	-1 005	-1 200	-1 222
Services	11	34	72	97	108	126
Credits	96	100	114	135	145	158
Debits	-85	-66	-42	-38	-37	-32
.....						
BRUNEI DARUSSALAM						
Goods	-48	-230	-355	-525	-532	-655
Credits	47	42	46	52	44	40
Debits	-95	-272	-401	-577	-576	-695
Services	16	-8	-10	-21	-16	-20
Credits	30	21	34	28	30	37
Debits	-14	-29	-44	-49	-46	-57
.....						
CANADA						
Goods	-422	-448	64	152	-53	112
Credits	1 214	1 460	1 829	1 885	1 753	1 967
Debits	-1 636	-1 908	-1 765	-1 733	-1 806	-1 855
Services	3	11	11	20	20	9
Credits	359	412	416	416	404	461
Debits	-356	-401	-405	-396	-384	-452
.....						
CENTRAL AMERICA AND CARIBBEAN						
Goods	32	-91	477	-80	-123	-210
Credits	227	194	640	237	202	152
Debits	-195	-285	-163	-317	-325	-362
Services	-202	-251	-220	-239	-236	-187
Credits	18	5	22	11	20	49
Debits	-220	-256	-242	-250	-256	-236
.....						
CHILE						
Goods	68	67	54	63	-19	52
Credits	128	152	138	154	125	155
Debits	-60	-85	-84	-91	-144	-103
Services	-3	-28	-64	-66	-53	-52
Credits	23	12	18	12	12	13
Debits	-26	-40	-82	-78	-65	-65
.....						
CHINA, PEOPLE'S REPUBLIC OF						
Goods	-2 554	-3 140	-2 804	-4 543	-5 229	-6 992
Credits	4 119	6 056	7 633	8 426	9 155	11 097
Debits	-6 673	-9 196	-10 437	-12 969	-14 384	-18 089
Services	11	55	166	106	170	232
Credits	606	765	898	989	1 017	1 284
Debits	-595	-710	-732	-883	-847	-1 052
.....						
FIJI						
Goods	249	296	354	311	274	180
Credits	614	597	596	532	489	404
Debits	-365	-301	-242	-221	-215	-224
Services	-181	-169	-162	-248	-276	-290
Credits	175	183	109	132	124	136
Debits	-356	-352	-271	-380	-400	-426
.....						

(a) For sign conventions, see paragraph 2 of the Explanatory Notes.

GOODS AND SERVICES (a) *continued*

	1999	2000	2001	2002	2003	2004
	\$m	\$m	\$m	\$m	\$m	\$m
FRANCE						
Goods	-1 336	-1 448	-1 402	-1 906	-2 883	-3 654
Credits	885	918	1 206	1 356	1 001	966
Debits	-2 221	-2 366	-2 608	-3 262	-3 884	-4 620
Services	-98	-57	-56	-122	-153	-239
Credits	274	348	348	360	409	413
Debits	-372	-405	-404	-482	-562	-652
GERMANY						
Goods	-4 582	-4 640	-5 261	-5 788	-6 794	-6 930
Credits	1 299	1 322	1 484	1 618	1 308	1 356
Debits	-5 881	-5 962	-6 745	-7 406	-8 102	-8 286
Services	-119	-135	-395	-472	-334	-429
Credits	729	832	833	781	789	815
Debits	-848	-967	-1 228	-1 253	-1 123	-1 244
GREECE						
Goods	-49	103	-1	-375	-91	-77
Credits	56	208	106	49	51	62
Debits	-105	-105	-107	-424	-142	-139
Services	-168	-192	-228	-178	-129	-137
Credits	75	77	64	62	52	55
Debits	-243	-269	-292	-240	-181	-192
HONG KONG (SAR OF CHINA)						
Goods	1 814	2 306	2 784	2 230	1 742	1 473
Credits	3 040	3 604	4 219	3 568	2 901	2 756
Debits	-1 226	-1 298	-1 435	-1 338	-1 159	-1 283
Services	-226	-309	-596	-469	-239	-386
Credits	948	1 072	1 415	1 403	1 244	1 277
Debits	-1 174	-1 381	-2 011	-1 872	-1 483	-1 663
INDIA						
Goods	837	1 104	1 621	1 558	2 377	4 345
Credits	1 527	1 846	2 440	2 496	3 363	5 474
Debits	-690	-742	-819	-938	-986	-1 129
Services	128	147	244	244	336	345
Credits	258	375	455	469	564	623
Debits	-130	-228	-211	-225	-228	-278
INDONESIA						
Goods	-649	179	-795	-1 267	-1 446	-426
Credits	2 160	2 916	3 241	3 079	2 804	3 262
Debits	-2 809	-2 737	-4 036	-4 346	-4 250	-3 688
Services	278	303	353	373	484	419
Credits	808	830	955	988	953	974
Debits	-530	-527	-602	-615	-469	-555
IRELAND, REPUBLIC OF						
Goods	-784	-886	-977	-1 383	-1 472	-1 638
Credits	190	146	315	186	174	198
Debits	-974	-1 032	-1 292	-1 569	-1 646	-1 836
Services	-22	-17	-26	22	75	106
Credits	147	187	226	251	390	359
Debits	-169	-204	-252	-229	-315	-253

(a) For sign conventions, see paragraph 2 of the Explanatory Notes.

GOODS AND SERVICES (a) *continued*

	1999	2000	2001	2002	2003	2004
	\$m	\$m	\$m	\$m	\$m	\$m
.....						
ITALY						
Goods	-1 520	-1 322	-1 254	-1 766	-2 561	-3 043
Credits	1 411	1 858	2 220	2 056	1 600	1 422
Debits	-2 931	-3 180	-3 474	-3 822	-4 161	-4 465
Services	-168	-122	-234	-210	-228	-292
Credits	275	303	247	254	224	228
Debits	-443	-425	-481	-464	-452	-520
.....						
JAPAN						
Goods	3 034	6 355	8 352	6 403	3 351	5 434
Credits	16 818	21 976	23 884	22 315	19 828	22 399
Debits	-13 784	-15 621	-15 532	-15 912	-16 477	-16 965
Services	1 277	1 522	1 325	1 829	1 287	1 385
Credits	3 226	3 559	3 477	3 607	3 152	3 376
Debits	-1 949	-2 037	-2 152	-1 778	-1 865	-1 991
.....						
KOREA, REPUBLIC OF						
Goods	2 383	4 248	4 750	5 062	3 244	4 181
Credits	6 322	9 117	9 593	10 042	8 142	9 242
Debits	-3 939	-4 869	-4 843	-4 980	-4 898	-5 061
Services	308	434	458	509	424	560
Credits	510	662	813	817	856	879
Debits	-202	-228	-355	-308	-432	-319
.....						
MALAYSIA						
Goods	-1 316	-1 942	-1 336	-1 638	-2 323	-3 208
Credits	1 954	2 382	2 609	2 308	2 094	2 447
Debits	-3 270	-4 324	-3 945	-3 946	-4 417	-5 655
Services	-25	-43	-8	124	252	231
Credits	728	802	828	887	907	962
Debits	-753	-845	-836	-763	-655	-731
.....						
MEXICO						
Goods	-105	-119	-213	-78	-139	-258
Credits	278	342	408	441	455	430
Debits	-383	-461	-621	-519	-594	-688
Services	-15	-19	-27	-20	-21	-26
Credits	8	13	11	16	12	16
Debits	-23	-32	-38	-36	-33	-42
.....						
NETHERLANDS						
Goods	30	824	629	214	128	282
Credits	952	1 795	1 657	1 419	1 346	1 550
Debits	-922	-971	-1 028	-1 205	-1 218	-1 268
Services	-232	-247	-201	-178	-229	-145
Credits	280	326	274	287	310	439
Debits	-512	-573	-475	-465	-539	-584
.....						
NEW ZEALAND						
Goods	2 538	2 073	2 433	3 069	3 155	3 599
Credits	6 684	6 621	7 231	7 989	8 206	8 838
Debits	-4 146	-4 548	-4 798	-4 920	-5 051	-5 239
Services	442	570	514	556	603	848
Credits	1 913	2 222	2 240	2 238	2 406	2 597
Debits	-1 471	-1 652	-1 726	-1 682	-1 803	-1 749
.....						

(a) For sign conventions, see paragraph 2 of the Explanatory Notes.

GOODS AND SERVICES (a) *continued*

	1999	2000	2001	2002	2003	2004
	\$m	\$m	\$m	\$m	\$m	\$m
.....						
NORWAY						
Goods	-35	-35	-106	-76	-108	-122
Credits	134	106	121	167	103	97
Debits	-169	-141	-227	-243	-211	-219
Services	26	65	62	109	20	-1
Credits	35	95	121	158	164	148
Debits	-9	-30	-59	-49	-144	-149
.....						
PAPUA NEW GUINEA						
Goods	-158	-459	-217	-228	-670	-698
Credits	981	992	1 041	1 007	859	931
Debits	-1 139	-1 451	-1 258	-1 235	-1 529	-1 629
Services	198	227	214	156	126	172
Credits	353	401	365	324	288	345
Debits	-155	-174	-151	-168	-162	-173
.....						
PERU						
Goods	12	-17	-4	-13	-27	15
Credits	36	45	60	60	55	71
Debits	-24	-62	-64	-73	-82	-56
Services	—	3	20	14	10	13
Credits	—	3	32	31	34	37
Debits	—	—	-12	-17	-24	-24
.....						
PHILIPPINES						
Goods	799	996	816	383	152	248
Credits	1 217	1 537	1 330	1 162	968	991
Debits	-418	-541	-514	-779	-816	-743
Services	-6	-17	-17	-55	-47	-92
Credits	172	167	144	135	128	129
Debits	-178	-184	-161	-190	-175	-221
.....						
RUSSIAN FEDERATION						
Goods	153	242	164	125	113	128
Credits	174	269	187	170	152	187
Debits	-21	-27	-23	-45	-39	-59
Services	-1	14	-61	-66	1	-5
Credits	48	63	68	57	51	61
Debits	-49	-49	-129	-123	-50	-66
.....						
SINGAPORE						
Goods	663	2 395	1 495	786	-954	-2 970
Credits	4 224	6 157	5 584	5 205	3 580	3 324
Debits	-3 561	-3 762	-4 089	-4 419	-4 534	-6 294
Services	-384	-159	-84	-240	-280	-264
Credits	1 513	1 913	2 233	2 347	2 110	2 346
Debits	-1 897	-2 072	-2 317	-2 587	-2 390	-2 610
.....						

— nil or rounded to zero (including null cells)

(a) For sign conventions, see paragraph 2 of the Explanatory Notes.

GOODS AND SERVICES(a) *continued*

	1999	2000	2001	2002	2003	2004
	\$m	\$m	\$m	\$m	\$m	\$m
SOUTH AFRICA						
Goods	272	407	436	329	191	341
Credits	919	1 272	1 307	1 305	1 335	1 602
Debits	-647	-865	-871	-976	-1 144	-1 261
Services	28	3	-18	-65	-38	3
Credits	218	183	196	194	254	276
Debits	-190	-180	-214	-259	-292	-273
SWEDEN						
Goods	-1 537	-1 478	-1 333	-1 545	-1 591	-1 563
Credits	168	167	215	207	223	252
Debits	-1 705	-1 645	-1 548	-1 752	-1 814	-1 815
Services	188	191	100	101	94	149
Credits	272	295	176	185	169	220
Debits	-84	-104	-76	-84	-75	-71
SWITZERLAND						
Goods	-822	-1 065	-1 019	-962	-873	-1 170
Credits	343	200	279	321	281	214
Debits	-1 165	-1 265	-1 298	-1 283	-1 154	-1 384
Services	-328	-438	-691	-574	-521	-553
Credits	305	347	377	408	369	427
Debits	-633	-785	-1 068	-982	-890	-980
TAIWAN						
Goods	1 175	2 031	2 351	1 403	394	503
Credits	4 190	5 600	5 414	4 775	3 751	4 125
Debits	-3 015	-3 569	-3 063	-3 372	-3 357	-3 622
Services	308	312	269	239	138	225
Credits	443	441	398	382	363	431
Debits	-135	-129	-129	-143	-225	-206
THAILAND						
Goods	-768	-879	-411	-645	-1 371	-733
Credits	1 451	1 974	2 305	2 525	2 268	3 075
Debits	-2 219	-2 853	-2 716	-3 170	-3 639	-3 808
Services	-196	-213	-344	-342	-288	-413
Credits	382	467	475	493	459	491
Debits	-578	-680	-819	-835	-747	-904
UNITED KINGDOM						
Goods	-1 677	-3 272	-1 084	-299	1 954	-709
Credits	3 779	3 781	5 233	5 643	7 457	5 095
Debits	-5 456	-7 053	-6 317	-5 942	-5 503	-5 804
Services	-396	-477	50	-144	-86	-90
Credits	2 957	3 419	3 568	3 670	3 709	3 826
Debits	-3 353	-3 896	-3 518	-3 814	-3 795	-3 916
UNITED STATES OF AMERICA						
Goods	-13 046	-12 467	-9 872	-12 053	-11 119	-11 142
Credits	8 443	11 067	11 871	11 410	9 526	9 618
Debits	-21 489	-23 534	-21 743	-23 463	-20 645	-20 760
Services	-1 489	-777	-1 358	-1 433	-1 402	-1 743
Credits	4 414	5 775	4 762	4 705	4 743	4 396
Debits	-5 903	-6 552	-6 120	-6 138	-6 145	-6 139

(a) For sign conventions, see paragraph 2 of the Explanatory Notes.

GOODS AND SERVICES(a) *continued*

	1999	2000	2001	2002	2003	2004
	\$m	\$m	\$m	\$m	\$m	\$m
VIET NAM						
Goods	-1 013	-1 710	-1 613	-1 795	-1 887	-1 812
Credits	331	461	504	504	427	673
Debits	-1 344	-2 171	-2 117	-2 299	-2 314	-2 485
Services	-86	-137	-135	-157	-131	-217
Credits	106	100	126	186	204	206
Debits	-192	-237	-261	-343	-335	-423
AFRICA N.E.S.						
Goods	893	1 158	1 640	1 495	990	1 662
Credits	1 164	1 348	1 824	1 834	1 211	1 867
Debits	-271	-190	-184	-339	-221	-205
Services	-170	-184	-87	-88	-129	-161
Credits	96	174	211	227	162	191
Debits	-266	-358	-298	-315	-291	-352
AMERICA N.E.S.						
Goods	36	-61	-79	-67	-50	-38
Credits	497	729	641	629	673	736
Debits	-461	-790	-720	-696	-723	-774
Services	134	60	-25	22	-39	-8
Credits	314	227	154	150	160	162
Debits	-180	-167	-179	-128	-199	-170
ASIA N.E.S.						
Goods	2 625	2 304	4 664	4 636	2 666	3 663
Credits	4 825	6 174	8 341	7 707	5 911	7 045
Debits	-2 200	-3 870	-3 677	-3 071	-3 245	-3 382
Services	53	371	-29	72	-316	-574
Credits	802	1 257	1 282	1 458	1 487	1 403
Debits	-749	-886	-1 311	-1 386	-1 803	-1 977
EUROPE N.E.S.						
Goods	-1 322	-1 186	-1 138	-1 969	-2 121	-2 926
Credits	1 522	1 979	2 150	1 992	2 147	2 184
Debits	-2 844	-3 165	-3 288	-3 961	-4 268	-5 110
Services	-338	52	-214	-357	-335	-585
Credits	693	925	826	749	822	940
Debits	-1 031	-873	-1 040	-1 106	-1 157	-1 525
OCEANIA N.E.S.						
Goods	555	754	699	801	711	528
Credits	691	905	873	971	899	690
Debits	-136	-151	-174	-170	-188	-162
Services	26	-53	-22	-11	-81	14
Credits	243	198	218	233	248	266
Debits	-217	-251	-240	-244	-329	-252

(a) For sign conventions, see paragraph 2 of the Explanatory Notes.

GOODS AND SERVICES(a) *continued*

	1999	2000	2001	2002	2003	2004
	\$m	\$m	\$m	\$m	\$m	\$m
INTERNATIONAL CAPITAL MARKETS						
Goods	—	—	—	—	—	—
Credits	—	—	—	—	—	—
Debits	—	—	—	—	—	—
Services	—	—	—	—	—	—
Credits	—	—	—	—	—	—
Debits	—	—	—	—	—	—
INTERNATIONAL INSTITUTIONS						
Goods	—	—	—	—	—	—
Credits	—	—	—	—	—	—
Debits	—	—	—	—	—	—
Services	—	—	—	—	—	—
Credits	—	—	—	—	—	—
Debits	—	—	—	—	—	—
UNALLOCATED						
Goods	30	731	787	42	157	-3
Credits	769	1 351	1 377	722	752	686
Debits	-739	-620	-590	-680	-595	-689
Services	—	108	931	830	1 047	948
Credits	2 127	2 575	2 718	2 701	2 557	3 003
Debits	-2 127	-2 467	-1 787	-1 871	-1 510	-2 055
TOTAL ALL COUNTRIES						
Goods	-15 111	-8 103	3 361	-9 990	-23 338	-24 706
Credits	86 925	110 686	123 063	119 478	108 318	118 427
Debits	-102 036	-118 789	-119 702	-129 468	-131 656	-143 133
Services	-1 416	431	-522	-336	-413	-1 121
Credits	26 981	32 130	32 246	32 931	32 501	34 457
Debits	-28 397	-31 699	-32 768	-33 267	-32 914	-35 578
APEC						
Goods	-7 442	-480	5 645	-3 110	-13 612	-13 150
Credits	63 809	82 807	89 128	87 077	77 098	85 627
Debits	-71 251	-83 287	-83 483	-90 187	-90 710	-98 777
Services	411	1 744	625	1 057	1 036	876
Credits	16 592	19 702	19 707	20 060	19 370	20 318
Debits	-16 181	-17 958	-19 082	-19 003	-18 334	-19 442
ASEAN						
Goods	-2 322	-1 162	-2 162	-4 672	-8 339	-9 502
Credits	11 412	15 515	15 684	14 885	12 226	13 888
Debits	-13 734	-16 677	-17 846	-19 557	-20 565	-23 390
Services	-488	-287	-249	-320	-31	-353
Credits	3 766	4 311	4 804	5 068	4 791	5 153
Debits	-4 254	-4 598	-5 053	-5 388	-4 822	-5 506

— nil or rounded to zero (including null cells)

(a) For sign conventions, see paragraph 2 of the Explanatory Notes.

GOODS AND SERVICES (a) *continued*

	1999	2000	2001	2002	2003	2004
	\$m	\$m	\$m	\$m	\$m	\$m
EU						
Goods	-12 360	-13 130	-11 867	-15 152	-15 777	-20 602
Credits	10 947	12 637	14 836	14 844	15 341	13 261
Debits	-23 307	-25 767	-26 703	-29 996	-31 118	-33 863
Services	-1 101	-940	-968	-1 173	-1 045	-1 151
Credits	5 412	6 283	6 211	6 321	6 588	7 186
Debits	-6 513	-7 223	-7 179	-7 494	-7 633	-8 337
OECD						
Goods	-18 674	-14 415	-7 295	-13 225	-18 434	-20 009
Credits	51 647	64 061	70 638	70 017	64 133	66 498
Debits	-70 321	-78 476	-77 933	-83 242	-82 567	-86 507
Services	-1 201	245	-897	-302	-694	-893
Credits	16 260	19 341	18 409	18 676	18 717	19 304
Debits	-17 461	-19 096	-19 306	-18 978	-19 411	-20 197

(a) For sign conventions, see paragraph 2 of the Explanatory Notes.

SERVICES CREDITS

	1999	2000	2001	2002	2003	2004
	\$m	\$m	\$m	\$m	\$m	\$m
BELGIUM AND LUXEMBOURG						
Services Credits	96	100	114	135	145	158
Transportation services	np	np	np	np	np	np
Travel services	30	40	38	39	34	38
Communication services(a)	np	np	np	np	—	np
Construction services	—	—	—	—	—	—
Insurance services	—	—	—	—	—	—
Financial services	17	17	18	18	18	np
Computer and information services	1	1	7	3	np	np
Royalties and license fees	7	—	2	—	—	np
Other business services(a)	1	2	6	np	np	63
Personal, cultural and recreational services	np	np	np	np	—	np
Government services	1	1	1	1	1	1
BRUNEI DARUSSALAM						
Services Credits	30	21	34	28	30	37
Transportation services	np	np	np	np	np	np
Travel services	20	12	16	16	16	15
Communication services(a)	—	—	—	—	—	—
Construction services	np	—	—	—	—	—
Insurance services	—	—	—	—	—	—
Financial services	—	—	—	—	—	—
Computer and information services	—	1	np	np	—	—
Royalties and license fees	—	—	—	np	—	—
Other business services(a)	np	np	1	4	np	np
Personal, cultural and recreational services	np	np	np	np	—	np
Government services	—	—	—	—	—	—
CANADA						
Services Credits	359	412	416	416	404	461
Transportation services	59	73	54	52	56	54
Travel services	243	283	328	325	322	348
Communication services(a)	35	40	20	12	8	11
Construction services	—	np	—	—	—	—
Insurance services	—	—	—	—	—	—
Financial services	1	1	1	1	1	1
Computer and information services	1	np	—	2	1	np
Royalties and license fees	4	2	1	6	3	np
Other business services(a)	11	5	9	13	9	35
Personal, cultural and recreational services	4	1	2	3	3	2
Government services	1	2	2	2	2	2
CENTRAL AMERICA AND CARIBBEAN						
Services Credits	18	5	22	11	20	49
Transportation services	np	—	—	—	np	—
Travel services	3	4	5	4	4	4
Communication services(a)	—	—	—	3	np	np
Construction services	—	—	—	—	—	—
Insurance services	3	—	—	—	—	—
Financial services	—	—	—	—	—	—
Computer and information services	—	—	—	np	2	np
Royalties and license fees	—	—	—	np	7	7
Other business services(a)	np	—	17	3	4	25
Personal, cultural and recreational services	np	—	—	—	—	np
Government services	—	—	—	—	—	—

— nil or rounded to zero (including null cells)

np not available for publication but included in totals where applicable, unless otherwise indicated

(a) Communication services includes Other services n.i.e..

	1999	2000	2001	2002	2003	2004
	\$m	\$m	\$m	\$m	\$m	\$m
CHILE						
Services Credits	23	12	18	12	12	13
Transportation services	np	—	np	np	np	np
Travel services	9	11	11	7	8	8
Communication services(a)	np	—	np	—	—	np
Construction services	—	—	—	—	—	—
Insurance services	—	—	—	—	—	—
Financial services	—	—	—	—	—	—
Computer and information services	np	—	np	—	—	—
Royalties and license fees	—	—	—	np	np	—
Other business services(a)	1	1	1	—	1	np
Personal, cultural and recreational services	—	—	—	np	np	—
Government services	—	—	—	—	—	—
CHINA, PEOPLE'S REPUBLIC OF						
Services Credits	606	765	898	989	1 017	1 284
Transportation services	129	121	126	91	143	167
Travel services	367	529	673	761	747	947
Communication services(a)	24	22	10	23	12	36
Construction services	np	—	1	np	1	—
Insurance services	—	—	—	—	—	—
Financial services	—	—	—	—	—	—
Computer and information services	np	3	1	np	5	11
Royalties and license fees	3	2	2	7	8	8
Other business services(a)	52	58	46	50	50	70
Personal, cultural and recreational services	3	5	14	25	24	17
Government services	24	25	26	26	26	28
FIJI						
Services Credits	175	183	109	132	124	136
Transportation services	87	85	np	41	np	np
Travel services	58	69	67	68	74	74
Communication services(a)	np	np	np	7	np	np
Construction services	—	—	—	—	—	—
Insurance services	—	—	—	—	—	—
Financial services	—	—	—	—	—	—
Computer and information services	—	—	np	np	—	np
Royalties and license fees	np	np	np	1	np	np
Other business services(a)	18	16	7	6	6	6
Personal, cultural and recreational services	6	6	np	np	np	np
Government services	3	4	3	4	4	4
FRANCE						
Services Credits	274	348	348	360	409	413
Transportation services	np	np	np	np	93	84
Travel services	165	205	195	191	192	214
Communication services(a)	6	19	7	11	16	9
Construction services	—	—	—	—	—	—
Insurance services	21	20	19	18	18	18
Financial services	9	9	10	10	10	10
Computer and information services	np	—	—	np	9	16
Royalties and license fees	np	np	np	np	13	4
Other business services(a)	18	36	49	46	50	48
Personal, cultural and recreational services	3	2	1	2	1	1
Government services	8	8	8	8	8	8

— nil or rounded to zero (including null cells)

np not available for publication but included in totals where applicable, unless otherwise indicated

(a) Communication services includes Other services n.i.e..

	1999	2000	2001	2002	2003	2004
	\$m	\$m	\$m	\$m	\$m	\$m
GERMANY						
Services Credits	729	832	833	781	789	815
Transportation services	166	186	237	219	232	254
Travel services	444	510	512	471	480	479
Communication services(a)	15	13	5	np	16	15
Construction services	np	np	—	np	—	—
Insurance services	7	6	6	6	6	6
Financial services	7	7	7	7	7	7
Computer and information services	2	1	1	3	5	6
Royalties and license fees	12	12	12	9	10	12
Other business services(a)	np	61	40	42	25	29
Personal, cultural and recreational services	14	np	8	4	3	1
Government services	4	5	5	5	5	5
GREECE						
Services Credits	75	77	64	62	52	55
Transportation services	np	np	np	np	—	—
Travel services	28	34	25	24	18	21
Communication services(a)	np	np	np	np	np	np
Construction services	—	—	—	—	—	—
Insurance services	—	—	—	—	—	—
Financial services	—	—	—	—	—	—
Computer and information services	—	—	—	—	—	—
Royalties and license fees	np	np	—	—	np	—
Other business services(a)	np	np	np	1	np	np
Personal, cultural and recreational services	np	np	np	np	np	np
Government services	5	5	5	5	5	np
HONG KONG (SAR OF CHINA)						
Services Credits	948	1 072	1 415	1 403	1 244	1 277
Transportation services	277	295	288	289	206	296
Travel services	452	535	597	610	594	647
Communication services(a)	np	75	226	np	np	96
Construction services	np	np	np	np	np	—
Insurance services	—	—	—	—	—	—
Financial services	46	55	58	60	63	62
Computer and information services	19	18	24	48	29	18
Royalties and license fees	8	np	np	3	3	2
Other business services(a)	43	49	161	128	118	113
Personal, cultural and recreational services	27	40	54	73	55	43
Government services	—	—	—	—	—	—
INDIA						
Services Credits	258	375	455	469	564	623
Transportation services	np	np	np	27	21	28
Travel services	254	302	354	372	396	456
Communication services(a)	—	np	8	np	1	np
Construction services	—	—	—	—	9	np
Insurance services	1	1	1	1	1	1
Financial services	—	—	—	32	67	66
Computer and information services	—	—	—	12	9	np
Royalties and license fees	—	—	np	np	1	3
Other business services(a)	—	5	20	15	53	33
Personal, cultural and recreational services	—	3	4	3	3	12
Government services	3	4	5	4	3	4

— nil or rounded to zero (including null cells)

np not available for publication but included in totals where applicable, unless otherwise indicated

(a) Communication services includes Other services n.i.e..

	1999	2000	2001	2002	2003	2004
	\$m	\$m	\$m	\$m	\$m	\$m
INDONESIA						
Services Credits	808	830	955	988	953	974
Transportation services	128	158	162	151	112	84
Travel services	550	561	656	679	720	781
Communication services(a)	24	21	16	6	3	4
Construction services	np	np	np	9	np	np
Insurance services	—	—	—	—	—	—
Financial services	—	—	—	—	—	—
Computer and information services	np	np	6	8	np	5
Royalties and license fees	—	1	np	8	2	np
Other business services(a)	50	26	42	51	41	38
Personal, cultural and recreational services	19	21	29	32	22	11
Government services	34	41	41	44	44	47
IRELAND, REPUBLIC OF						
Services Credits	147	187	226	251	390	359
Transportation services	—	—	—	—	—	—
Travel services	125	152	181	174	187	185
Communication services(a)	np	np	np	np	np	np
Construction services	—	—	—	—	—	—
Insurance services	—	—	—	—	—	—
Financial services	—	—	—	—	—	—
Computer and information services	3	4	4	13	22	16
Royalties and license fees	np	6	9	2	2	3
Other business services(a)	14	21	30	np	np	np
Personal, cultural and recreational services	—	np	np	—	np	—
Government services	—	—	—	—	—	—
ITALY						
Services Credits	275	303	247	254	224	228
Transportation services	78	np	np	np	53	36
Travel services	166	201	161	162	154	173
Communication services(a)	np	np	np	np	5	np
Construction services	—	3	—	—	—	—
Insurance services	—	—	—	—	—	—
Financial services	—	—	—	—	—	—
Computer and information services	—	—	—	—	np	—
Royalties and license fees	2	2	1	2	np	6
Other business services(a)	2	8	3	5	1	1
Personal, cultural and recreational services	np	np	np	np	1	np
Government services	7	6	6	6	6	7
JAPAN						
Services Credits	3 226	3 559	3 477	3 607	3 152	3 376
Transportation services	1 101	1 217	1 196	1 153	959	1 019
Travel services	1 812	1 996	1 957	2 075	1 853	2 067
Communication services(a)	50	73	27	33	np	15
Construction services	np	—	np	np	np	—
Insurance services	26	25	23	22	22	22
Financial services	30	34	35	36	37	37
Computer and information services	14	31	41	70	72	47
Royalties and license fees	13	9	14	22	15	11
Other business services(a)	166	162	172	181	159	138
Personal, cultural and recreational services	np	4	np	np	11	9
Government services	9	9	9	9	9	9

— nil or rounded to zero (including null cells)

np not available for publication but included in totals where applicable, unless otherwise indicated

(a) Communication services includes Other services n.i.e..

SERVICES CREDITS *continued*

	1999	2000	2001	2002	2003	2004
	\$m	\$m	\$m	\$m	\$m	\$m
KOREA, REPUBLIC OF						
Services Credits	510	662	813	817	856	879
Transportation services	79	109	146	109	120	91
Travel services	384	499	605	654	701	750
Communication services(a)	np	np	np	np	16	13
Construction services	4	2	—	np	np	—
Insurance services	—	—	—	—	—	—
Financial services	—	—	—	—	—	—
Computer and information services	—	1	—	2	1	np
Royalties and license fees	np	np	np	5	—	5
Other business services(a)	19	12	12	22	13	15
Personal, cultural and recreational services	4	1	1	1	np	np
Government services	3	3	3	3	3	3
MALAYSIA						
Services Credits	728	802	828	887	907	962
Transportation services	117	101	108	107	87	90
Travel services	507	556	612	650	668	739
Communication services(a)	20	28	11	16	19	10
Construction services	1	np	np	np	np	—
Insurance services	—	—	—	—	—	—
Financial services	1	1	1	1	1	1
Computer and information services	4	3	6	3	np	np
Royalties and license fees	3	np	np	np	5	np
Other business services(a)	54	88	61	83	104	94
Personal, cultural and recreational services	14	15	14	17	15	13
Government services	6	8	8	7	7	7
MEXICO						
Services Credits	8	13	11	16	12	16
Transportation services	np	np	—	np	—	np
Travel services	4	8	10	13	12	12
Communication services(a)	np	—	—	—	—	—
Construction services	—	—	—	np	—	—
Insurance services	—	—	—	—	—	—
Financial services	—	—	—	—	—	—
Computer and information services	—	—	—	—	—	np
Royalties and license fees	—	np	—	np	—	np
Other business services(a)	np	np	—	np	—	—
Personal, cultural and recreational services	—	—	—	—	—	np
Government services	1	2	1	1	—	—
NETHERLANDS						
Services Credits	280	326	274	287	310	439
Transportation services	46	73	33	np	54	115
Travel services	160	197	195	187	180	167
Communication services(a)	19	25	np	np	np	24
Construction services	np	np	—	—	—	—
Insurance services	—	—	—	—	—	—
Financial services	7	7	7	7	7	7
Computer and information services	np	np	—	np	np	5
Royalties and license fees	2	2	np	22	4	np
Other business services(a)	35	19	18	48	41	50
Personal, cultural and recreational services	10	1	2	3	3	np
Government services	—	1	1	1	1	1

— nil or rounded to zero (including null cells)

np not available for publication but included in totals where applicable, unless otherwise indicated

(a) Communication services includes Other services n.i.e..

	1999	2000	2001	2002	2003	2004
	\$m	\$m	\$m	\$m	\$m	\$m
NEW ZEALAND						
Services Credits	1 913	2 222	2 240	2 238	2 406	2 597
Transportation services	425	424	472	536	577	508
Travel services	1 025	1 214	1 300	1 254	1 323	1 579
Communication services(a)	101	159	77	69	37	60
Construction services	2	np	—	—	—	—
Insurance services	83	76	68	68	68	69
Financial services	29	34	35	37	37	37
Computer and information services	29	36	30	33	38	np
Royalties and license fees	8	np	17	31	76	58
Other business services(a)	189	220	207	157	197	188
Personal, cultural and recreational services	18	32	30	50	50	np
Government services	3	2	2	2	2	3
NORWAY						
Services Credits	35	95	121	158	164	148
Transportation services	np	np	53	91	101	96
Travel services	35	44	49	49	47	46
Communication services(a)	—	—	np	np	—	—
Construction services	—	—	—	—	—	—
Insurance services	—	—	—	—	—	—
Financial services	—	—	—	—	—	—
Computer and information services	—	—	2	—	—	—
Royalties and license fees	—	—	—	—	—	np
Other business services(a)	—	2	1	—	8	np
Personal, cultural and recreational services	—	np	np	np	9	np
Government services	—	—	—	—	—	—
PAPUA NEW GUINEA						
Services Credits	353	401	365	324	288	345
Transportation services	113	110	np	np	np	87
Travel services	107	113	100	90	84	83
Communication services(a)	17	20	np	np	np	np
Construction services	np	np	—	—	np	3
Insurance services	—	—	—	—	—	—
Financial services	4	6	6	7	7	7
Computer and information services	1	4	2	2	2	1
Royalties and license fees	3	4	2	1	np	np
Other business services(a)	34	35	29	33	36	32
Personal, cultural and recreational services	np	np	np	np	np	np
Government services	72	104	100	95	93	102
PERU						
Services Credits	—	3	32	31	34	37
Transportation services	—	—	—	—	—	—
Travel services	—	—	29	31	34	37
Communication services(a)	—	—	2	—	—	—
Construction services	—	—	—	—	—	—
Insurance services	—	—	—	—	—	—
Financial services	—	—	—	—	—	—
Computer and information services	—	1	—	—	—	—
Royalties and license fees	—	—	—	—	—	—
Other business services(a)	—	2	1	—	—	—
Personal, cultural and recreational services	—	—	—	—	—	—
Government services	—	—	—	—	—	—

— nil or rounded to zero (including null cells)

np not available for publication but included in totals where applicable, unless otherwise indicated

(a) Communication services includes Other services n.i.e..

	1999	2000	2001	2002	2003	2004
	\$m	\$m	\$m	\$m	\$m	\$m
PHILIPPINES						
Services Credits	172	167	144	135	128	129
Transportation services	np	np	np	—	—	np
Travel services	73	82	75	72	72	81
Communication services(a)	np	np	np	np	np	1
Construction services	—	—	1	np	—	np
Insurance services	—	—	—	—	—	—
Financial services	—	—	—	—	—	—
Computer and information services	1	—	3	4	np	1
Royalties and license fees	2	4	3	1	np	1
Other business services(a)	22	13	14	17	14	12
Personal, cultural and recreational services	np	np	np	12	np	np
Government services	18	22	21	20	21	25
RUSSIAN FEDERATION						
Services Credits	48	63	68	57	51	61
Transportation services	np	np	np	np	—	—
Travel services	27	45	49	41	46	53
Communication services(a)	np	np	np	np	np	np
Construction services	—	—	—	—	—	—
Insurance services	—	—	—	—	—	—
Financial services	—	—	—	—	—	—
Computer and information services	—	—	—	2	np	3
Royalties and license fees	—	np	—	np	—	—
Other business services(a)	np	—	—	—	np	np
Personal, cultural and recreational services	np	np	np	np	1	np
Government services	4	3	2	2	—	2
SINGAPORE						
Services Credits	1 513	1 913	2 233	2 347	2 110	2 346
Transportation services	528	737	899	863	710	851
Travel services	661	766	852	844	806	839
Communication services(a)	36	45	42	np	6	18
Construction services	np	np	np	np	—	—
Insurance services	39	37	32	32	32	33
Financial services	53	71	76	79	81	83
Computer and information services	9	11	16	8	6	7
Royalties and license fees	np	np	np	5	4	3
Other business services(a)	134	196	248	345	395	450
Personal, cultural and recreational services	35	38	48	64	52	41
Government services	6	5	11	14	17	21
SOUTH AFRICA						
Services Credits	218	183	196	194	254	276
Transportation services	62	np	39	np	np	np
Travel services	115	100	125	118	122	116
Communication services(a)	np	np	np	np	np	3
Construction services	np	np	np	np	—	—
Insurance services	—	—	—	—	—	—
Financial services	—	—	—	—	—	—
Computer and information services	4	1	6	4	4	4
Royalties and license fees	7	7	4	4	2	3
Other business services(a)	6	7	8	9	7	np
Personal, cultural and recreational services	—	—	1	2	2	1
Government services	8	10	10	10	7	np

— nil or rounded to zero (including null cells)

np not available for publication but included in totals where applicable, unless otherwise indicated

(a) Communication services includes Other services n.i.e..

SERVICES CREDITS *continued*

	1999	2000	2001	2002	2003	2004
	\$m	\$m	\$m	\$m	\$m	\$m
SWEDEN						
Services Credits	272	295	176	185	169	220
Transportation services	np	np	np	—	np	—
Travel services	109	139	139	138	146	156
Communication services(a)	np	np	np	np	np	np
Construction services	np	—	—	—	—	—
Insurance services	—	—	—	—	—	—
Financial services	19	19	20	20	20	np
Computer and information services	—	1	np	np	np	np
Royalties and license fees	1	np	np	np	np	1
Other business services(a)	np	np	np	np	np	np
Personal, cultural and recreational services	np	np	np	2	np	np
Government services	—	1	1	—	—	—
SWITZERLAND						
Services Credits	305	347	377	408	369	427
Transportation services	np	np	148	np	125	144
Travel services	155	188	183	170	172	175
Communication services(a)	np	6	np	np	np	np
Construction services	—	np	—	—	—	—
Insurance services	—	—	—	—	—	—
Financial services	—	—	—	—	—	—
Computer and information services	np	4	4	6	np	8
Royalties and license fees	3	10	np	4	1	2
Other business services(a)	28	24	36	80	59	88
Personal, cultural and recreational services	np	np	np	np	np	np
Government services	1	2	2	2	2	2
TAIWAN						
Services Credits	443	441	398	382	363	431
Transportation services	66	46	38	28	27	41
Travel services	349	370	343	333	326	369
Communication services(a)	np	14	6	10	4	np
Construction services	1	np	1	np	—	—
Insurance services	—	—	—	—	—	—
Financial services	—	—	—	—	—	—
Computer and information services	np	5	np	np	1	np
Royalties and license fees	np	—	np	1	—	1
Other business services(a)	4	4	3	4	2	7
Personal, cultural and recreational services	1	np	2	2	1	2
Government services	—	—	—	—	—	—
THAILAND						
Services Credits	382	467	475	493	459	491
Transportation services	114	131	np	np	np	np
Travel services	235	292	344	362	352	396
Communication services(a)	np	np	5	np	3	2
Construction services	np	—	np	np	—	—
Insurance services	—	—	—	—	—	—
Financial services	—	—	—	—	—	—
Computer and information services	2	1	1	2	6	1
Royalties and license fees	—	np	np	np	np	4
Other business services(a)	13	15	17	28	20	np
Personal, cultural and recreational services	3	np	2	1	2	np
Government services	8	11	12	11	11	11

— nil or rounded to zero (including null cells)

np not available for publication but included in totals where applicable, unless otherwise indicated

(a) Communication services includes Other services n.i.e..

	1999	2000	2001	2002	2003	2004
	\$m	\$m	\$m	\$m	\$m	\$m
UNITED KINGDOM						
Services Credits	2 957	3 419	3 568	3 670	3 709	3 826
Transportation services	582	709	754	759	754	773
Travel services	1 465	1 704	1 898	1 985	2 082	2 049
Communication services(a)	244	270	166	76	33	39
Construction services	np	—	np	np	—	—
Insurance services	127	117	104	104	105	106
Financial services	244	255	265	272	275	275
Computer and information services	37	58	54	68	67	78
Royalties and license fees	58	53	59	60	88	102
Other business services(a)	171	219	226	276	221	320
Personal, cultural and recreational services	np	30	np	np	81	81
Government services	4	4	4	4	4	4
UNITED STATES OF AMERICA						
Services Credits	4 414	5 775	4 762	4 705	4 743	4 396
Transportation services	588	814	785	754	747	615
Travel services	1 218	1 435	1 460	1 439	1 395	1 409
Communication services(a)	269	309	180	199	217	81
Construction services	—	np	—	—	2	np
Insurance services	343	317	285	284	286	290
Financial services	238	257	268	276	280	281
Computer and information services	425	334	265	267	316	337
Royalties and license fees	298	359	302	264	276	242
Other business services(a)	864	1 008	978	966	967	899
Personal, cultural and recreational services	84	np	85	102	89	np
Government services	86	156	153	154	169	185
VIET NAM						
Services Credits	106	100	126	186	204	206
Transportation services	—	np	np	5	np	np
Travel services	76	77	89	109	128	148
Communication services(a)	np	np	np	np	np	np
Construction services	—	—	—	3	np	np
Insurance services	—	—	—	—	—	—
Financial services	—	—	—	—	—	—
Computer and information services	—	1	np	np	np	np
Royalties and license fees	—	np	—	—	—	—
Other business services(a)	np	np	13	50	43	35
Personal, cultural and recreational services	—	—	1	—	1	—
Government services	25	16	17	17	17	18
AFRICA N.E.S.						
Services Credits	96	174	211	227	162	191
Transportation services	np	24	np	np	np	np
Travel services	67	111	97	98	101	110
Communication services(a)	—	np	—	np	—	np
Construction services	—	—	4	15	np	np
Insurance services	—	—	—	—	—	—
Financial services	—	—	—	—	—	—
Computer and information services	np	—	—	np	—	np
Royalties and license fees	np	—	—	—	np	np
Other business services(a)	3	3	28	9	16	20
Personal, cultural and recreational services	np	np	np	—	—	—
Government services	8	8	8	11	16	16

— nil or rounded to zero (including null cells)

np not available for publication but included in totals where applicable, unless otherwise indicated

(a) Communication services includes Other services n.i.e..

	1999	2000	2001	2002	2003	2004
	\$m	\$m	\$m	\$m	\$m	\$m
AMERICA N.E.S.						
Services Credits	314	227	154	150	160	162
Transportation services	197	97	np	np	np	np
Travel services	71	95	108	123	124	138
Communication services(a)	np	np	np	np	np	np
Construction services	—	—	—	—	—	—
Insurance services	—	—	—	—	—	—
Financial services	—	—	—	—	—	—
Computer and information services	np	np	np	np	—	np
Royalties and license fees	8	np	np	1	np	2
Other business services(a)	np	1	5	4	12	np
Personal, cultural and recreational services	1	np	—	2	—	np
Government services	4	5	5	5	5	5
ASIA N.E.S.						
Services Credits	802	1 257	1 282	1 458	1 487	1 403
Transportation services	315	231	217	247	303	473
Travel services	282	275	449	454	479	544
Communication services(a)	np	28	10	19	6	23
Construction services	np	np	np	7	np	np
Insurance services	—	—	—	—	—	—
Financial services	12	12	13	13	13	13
Computer and information services	22	np	np	np	np	93
Royalties and license fees	4	4	5	3	1	3
Other business services(a)	60	143	148	168	159	84
Personal, cultural and recreational services	3	np	np	np	np	np
Government services	59	206	135	148	145	154
EUROPE N.E.S.						
Services Credits	693	925	826	749	822	940
Transportation services	126	142	235	183	189	259
Travel services	393	501	456	482	506	565
Communication services(a)	11	9	np	np	np	np
Construction services	1	—	np	np	np	—
Insurance services	—	—	—	—	—	—
Financial services	1	1	1	1	1	1
Computer and information services	12	5	11	17	22	np
Royalties and license fees	10	11	16	15	14	8
Other business services(a)	102	34	50	14	58	57
Personal, cultural and recreational services	16	202	17	17	7	1
Government services	20	19	19	19	19	20
OCEANIA N.E.S.						
Services Credits	243	198	218	233	248	266
Transportation services	83	33	44	43	35	36
Travel services	120	121	126	125	133	144
Communication services(a)	np	np	3	np	np	np
Construction services	—	np	np	np	np	—
Insurance services	—	—	—	—	—	—
Financial services	—	—	—	—	—	—
Computer and information services	np	np	np	np	np	np
Royalties and license fees	—	—	—	np	np	np
Other business services(a)	8	3	5	11	20	19
Personal, cultural and recreational services	np	np	1	1	—	np
Government services	26	38	38	47	53	59

— nil or rounded to zero (including null cells)

np not available for publication but included in totals where applicable, unless otherwise indicated

(a) Communication services includes Other services n.i.e..

	1999	2000	2001	2002	2003	2004
	\$m	\$m	\$m	\$m	\$m	\$m
INTERNATIONAL CAPITAL MARKETS						
Services Credits	—	—	—	—	—	—
Transportation services	—	—	—	—	—	—
Travel services	—	—	—	—	—	—
Communication services(a)	—	—	—	—	—	—
Construction services	—	—	—	—	—	—
Insurance services	—	—	—	—	—	—
Financial services	—	—	—	—	—	—
Computer and information services	—	—	—	—	—	—
Royalties and license fees	—	—	—	—	—	—
Other business services(a)	—	—	—	—	—	—
Personal, cultural and recreational services	—	—	—	—	—	—
Government services	—	—	—	—	—	—
INTERNATIONAL INSTITUTIONS						
Services Credits	—	—	—	—	—	—
Transportation services	—	—	—	—	—	—
Travel services	—	—	—	—	—	—
Communication services(a)	—	—	—	—	—	—
Construction services	—	—	—	—	—	—
Insurance services	—	—	—	—	—	—
Financial services	—	—	—	—	—	—
Computer and information services	—	—	—	—	—	—
Royalties and license fees	—	—	—	—	—	—
Other business services(a)	—	—	—	—	—	—
Personal, cultural and recreational services	—	—	—	—	—	—
Government services	—	—	—	—	—	—
UNALLOCATED						
Services Credits	2 127	2 575	2 718	2 701	2 557	3 003
Transportation services	1 194	1 543	1 933	1 924	1 612	1 738
Travel services	74	148	60	35	42	34
Communication services(a)	520	352	255	566	534	324
Construction services	10	29	79	72	63	83
Insurance services	163	151	141	138	139	141
Financial services	85	117	125	98	65	110
Computer and information services	68	289	342	521	484	519
Royalties and license fees	74	127	128	80	80	147
Other business services(a)	596	632	590	672	621	658
Personal, cultural and recreational services	147	1 156	163	210	145	212
Government services	77	85	116	109	94	123
TOTAL ALL COUNTRIES						
Services Credits	26 981	32 130	32 246	32 931	32 501	34 457
Transportation services	6 660	7 459	7 967	7 672	7 316	7 939
Travel services	12 438	14 524	15 529	15 834	15 880	17 196
Communication services(a)	1 388	1 528	1 076	1 049	939	783
Construction services	21	34	87	106	77	86
Insurance services	813	750	679	673	677	686
Financial services	802	902	944	974	990	999
Computer and information services	657	812	827	1 097	1 101	1 175
Royalties and license fees	532	614	577	557	616	640
Other business services(a)	2 718	3 127	3 301	3 543	3 526	3 630
Personal, cultural and recreational services	412	1 558	480	630	580	448
Government services	539	822	779	796	799	875

— nil or rounded to zero (including null cells)

(a) Communication services includes Other services n.i.e..

	1999	2000	2001	2002	2003	2004
	\$m	\$m	\$m	\$m	\$m	\$m
APEC						
Services Credits	16 592	19 702	19 707	20 060	19 370	20 318
Transportation services	3 800	4 385	4 509	4 317	3 872	3 999
Travel services	8 119	9 384	10 106	10 365	10 207	11 308
Communication services(a)	704	864	673	704	542	370
Construction services	20	16	7	19	13	8
Insurance services	491	455	408	406	408	414
Financial services	402	458	481	496	505	510
Computer and information services	513	455	401	457	491	487
Royalties and license fees	359	424	402	358	395	355
Other business services(a)	1 663	1 897	2 015	2 135	2 177	2 148
Personal, cultural and recreational services	222	953	298	397	337	259
Government services	299	410	408	406	421	461
ASEAN						
Services Credits	3 766	4 311	4 804	5 068	4 791	5 153
Transportation services	943	1 167	1 286	1 220	988	1 114
Travel services	2 127	2 346	2 644	2 732	2 762	2 999
Communication services(a)	107	127	96	125	41	40
Construction services	3	2	5	15	5	5
Insurance services	39	37	32	32	32	33
Financial services	54	72	77	80	82	84
Computer and information services	18	20	34	25	24	14
Royalties and license fees	17	13	20	19	12	18
Other business services(a)	286	345	400	579	625	650
Personal, cultural and recreational services	76	80	102	127	101	67
Government services	98	103	109	113	117	128
EU						
Services Credits	5 412	6 283	6 211	6 321	6 588	7 186
Transportation services	1 084	1 287	1 335	1 280	1 386	1 495
Travel services	2 898	3 426	3 543	3 571	3 674	3 909
Communication services(a)	336	369	207	171	243	232
Construction services	1	7	2	—	—	—
Insurance services	155	143	129	128	129	130
Financial services	302	314	325	334	337	337
Computer and information services	44	66	67	93	109	129
Royalties and license fees	90	94	90	112	123	199
Other business services(a)	424	481	425	514	439	636
Personal, cultural and recreational services	47	64	57	88	117	86
Government services	30	31	31	31	30	32
OECD						
Services Credits	16 260	19 341	18 409	18 676	18 717	19 304
Transportation services	3 436	3 996	4 128	4 067	4 032	3 996
Travel services	7 840	9 145	9 480	9 597	9 552	10 141
Communication services(a)	811	981	522	507	541	424
Construction services	8	19	3	2	3	—
Insurance services	607	561	505	502	505	512
Financial services	601	640	665	683	691	694
Computer and information services	520	475	407	473	543	564
Royalties and license fees	424	506	464	440	495	526
Other business services(a)	1 712	1 914	1 838	1 933	1 855	2 002
Personal, cultural and recreational services	168	896	194	269	284	209
Government services	133	207	203	203	217	236

— nil or rounded to zero (including null cells)

(a) Communication services includes Other services n.i.e..

SERVICES DEBITS (a)

	1999	2000	2001	2002	2003	2004
	\$m	\$m	\$m	\$m	\$m	\$m
.....						
BELGIUM AND LUXEMBOURG						
Services Debits	-85	-66	-42	-38	-37	-32
Transportation services	np	-2	-6	-6	np	—
Travel services	-14	-19	-20	-17	-18	-18
Communication services(b)	np	np	np	np	—	np
Construction services	—	—	—	—	—	—
Insurance services	—	—	—	—	—	—
Financial services	-1	—	—	—	—	—
Computer and information services	-4	np	np	np	np	np
Royalties and license fees	-18	-4	—	—	—	np
Other business services	np	np	-11	-14	-14	np
Personal, cultural and recreational services	np	np	-5	—	—	np
Government services	-1	-1	—	—	—	—
.....						
BRUNEI DARUSSALAM						
Services Debits	-14	-29	-44	-49	-46	-57
Transportation services	np	np	np	np	np	np
Travel services	-8	-9	-11	-11	-11	-15
Communication services(b)	np	np	np	—	—	—
Construction services	—	—	—	—	—	—
Insurance services	—	—	—	—	—	—
Financial services	—	—	—	—	—	—
Computer and information services	—	—	—	—	—	—
Royalties and license fees	—	—	—	—	—	—
Other business services	—	—	—	np	np	np
Personal, cultural and recreational services	np	np	np	np	—	—
Government services	—	—	—	—	—	—
.....						
CANADA						
Services Debits	-356	-401	-405	-396	-384	-452
Transportation services	-92	-98	-66	-77	-72	np
Travel services	-191	-228	-269	-263	-244	-289
Communication services(b)	-11	-33	-16	-14	-5	np
Construction services	—	—	—	—	—	—
Insurance services	—	—	—	—	—	—
Financial services	-4	-4	-4	-4	-4	-4
Computer and information services	-1	-6	np	-3	-7	-5
Royalties and license fees	-3	-5	np	np	-2	np
Other business services	-50	-21	-36	-26	-40	-40
Personal, cultural and recreational services	-1	-3	-2	np	-5	-2
Government services	-3	-3	-4	-4	-4	-5
.....						
CENTRAL AMERICA AND CARIBBEAN						
Services Debits	-220	-256	-242	-250	-256	-236
Transportation services	np	-4	-4	-2	—	—
Travel services	-24	-27	-20	-26	-39	-36
Communication services(b)	—	np	—	np	np	np
Construction services	—	—	—	—	—	—
Insurance services	-7	—	—	—	—	—
Financial services	—	—	—	—	—	—
Computer and information services	—	—	—	—	np	np
Royalties and license fees	np	np	np	np	—	—
Other business services	np	np	np	np	-215	-190
Personal, cultural and recreational services	—	—	np	—	—	—
Government services	-1	—	—	-1	-1	np

— nil or rounded to zero (including null cells)

np not available for publication but included in totals where applicable, unless otherwise indicated

(a) For sign conventions, see paragraph 2 of the Explanatory Notes.

(b) Communications services includes other services n.i.e..

SERVICES DEBITS (a) *continued*

	1999	2000	2001	2002	2003	2004
	\$m	\$m	\$m	\$m	\$m	\$m
CHILE						
Services Debits	-26	-40	-82	-78	-65	-65
Transportation services	np	-14	-22	-20	-18	np
Travel services	-17	-23	-30	-28	-46	-40
Communication services(b)	—	np	np	—	np	—
Construction services	—	—	—	—	—	—
Insurance services	—	—	—	—	—	—
Financial services	—	—	—	—	—	—
Computer and information services	—	—	—	—	—	—
Royalties and license fees	—	—	np	np	—	—
Other business services	np	np	np	np	np	np
Personal, cultural and recreational services	—	—	—	—	—	—
Government services	-1	-2	-1	—	—	—
CHINA, PEOPLE'S REPUBLIC OF						
Services Debits	-595	-710	-732	-883	-847	-1 052
Transportation services	-277	-357	-296	-288	-390	-465
Travel services	-228	-252	-317	-392	-348	-485
Communication services(b)	np	-49	-12	-20	-17	-15
Construction services	—	—	—	—	—	—
Insurance services	—	—	—	—	—	—
Financial services	—	—	—	—	—	—
Computer and information services	np	—	np	—	—	np
Royalties and license fees	—	—	—	—	—	np
Other business services	-35	-38	-92	-167	-75	-63
Personal, cultural and recreational services	np	—	np	-2	-2	np
Government services	-9	-14	-13	-13	-14	-15
FIJI						
Services Debits	-356	-352	-271	-380	-400	-426
Transportation services	-104	-107	-57	np	np	-87
Travel services	-164	-173	-154	-209	-236	-256
Communication services(b)	np	np	np	np	np	np
Construction services	—	—	—	—	—	—
Insurance services	—	—	—	—	—	—
Financial services	—	—	—	—	—	—
Computer and information services	np	—	—	—	—	np
Royalties and license fees	—	—	—	—	—	—
Other business services	np	-47	np	np	np	np
Personal, cultural and recreational services	-7	np	np	np	np	np
Government services	-2	-2	-3	-4	-4	np
FRANCE						
Services Debits	-372	-405	-404	-482	-562	-652
Transportation services	np	-13	-13	-76	-143	-182
Travel services	-234	-258	-276	-311	-316	-359
Communication services(b)	np	np	np	-12	np	-3
Construction services	—	—	—	—	—	—
Insurance services	-3	-2	-2	-2	-4	-4
Financial services	-15	-17	-17	-17	-17	-17
Computer and information services	np	np	np	-1	np	-3
Royalties and license fees	-11	-9	-5	-5	-13	-24
Other business services	-56	-64	-42	-47	-43	-49
Personal, cultural and recreational services	-1	-1	-3	-1	-1	-1
Government services	-13	-14	-12	-9	-10	-11

— nil or rounded to zero (including null cells)
 np not available for publication but included in totals
 where applicable, unless otherwise indicated

(a) For sign conventions, see paragraph 2 of the
 Explanatory Notes.
 (b) Communications services includes other services n.i.e..

SERVICES DEBITS (a) *continued*

	1999	2000	2001	2002	2003	2004
	\$m	\$m	\$m	\$m	\$m	\$m
GERMANY						
Services Debits	-848	-967	-1 228	-1 253	-1 123	-1 244
Transportation services	-457	-588	-779	-799	-721	-813
Travel services	-165	-178	-208	-212	-193	-209
Communication services(b)	-13	-10	-10	-6	-23	np
Construction services	—	—	—	—	—	—
Insurance services	-11	-11	-11	-11	-12	-12
Financial services	-12	-13	-13	-13	-13	-13
Computer and information services	np	-1	-5	-13	-8	np
Royalties and license fees	-136	-139	-163	-159	-108	-125
Other business services	-38	-19	-32	-34	-40	-41
Personal, cultural and recreational services	np	—	-1	-1	—	np
Government services	-13	-8	-6	-5	-5	-6
GREECE						
Services Debits	-243	-269	-292	-240	-181	-192
Transportation services	-72	-79	-87	-63	-12	-10
Travel services	-152	-175	-178	-167	-155	-174
Communication services(b)	np	np	np	np	np	np
Construction services	—	—	—	—	—	—
Insurance services	—	—	—	—	—	—
Financial services	—	—	—	—	—	—
Computer and information services	—	—	—	—	—	—
Royalties and license fees	—	—	—	—	—	—
Other business services	np	np	np	np	np	np
Personal, cultural and recreational services	—	—	—	—	—	—
Government services	-1	-1	-1	-1	-1	-1
HONG KONG (SAR OF CHINA)						
Services Debits	-1 174	-1 381	-2 011	-1 872	-1 483	-1 663
Transportation services	-510	-641	-592	-594	-566	-736
Travel services	-449	-508	-564	-520	-448	-522
Communication services(b)	-63	-62	np	np	np	np
Construction services	—	—	—	—	—	—
Insurance services	—	—	—	—	—	—
Financial services	-16	-17	-17	-17	-17	-17
Computer and information services	-2	np	np	np	-3	-7
Royalties and license fees	—	np	-4	—	np	-3
Other business services	-116	-110	-105	-111	-122	np
Personal, cultural and recreational services	-2	-22	-22	-22	-18	-18
Government services	-16	-17	-14	-11	-12	-13
INDIA						
Services Debits	-130	-228	-211	-225	-228	-278
Transportation services	—	np	np	np	np	np
Travel services	-130	-144	-165	-162	-189	-229
Communication services(b)	—	np	np	np	np	-7
Construction services	—	—	—	—	—	—
Insurance services	—	—	—	—	—	—
Financial services	—	—	—	—	—	—
Computer and information services	—	—	-5	-2	-3	np
Royalties and license fees	—	—	—	—	—	np
Other business services	—	-8	-10	-36	-18	-23
Personal, cultural and recreational services	—	—	-2	-2	-3	-3
Government services	—	—	—	—	—	—

— nil or rounded to zero (including null cells)

np not available for publication but included in totals where applicable, unless otherwise indicated

(a) For sign conventions, see paragraph 2 of the Explanatory Notes.

(b) Communications services includes other services n.i.e..

SERVICES DEBITS (a) *continued*

	1999	2000	2001	2002	2003	2004
	\$m	\$m	\$m	\$m	\$m	\$m
INDONESIA						
Services Debits	-530	-527	-602	-615	-469	-555
Transportation services	-194	-201	-259	-292	-201	-209
Travel services	-241	-254	-275	-250	-211	-290
Communication services(b)	np	np	-16	-16	np	np
Construction services	—	—	—	—	—	—
Insurance services	—	—	—	—	—	—
Financial services	-2	-4	-4	-4	-4	-4
Computer and information services	np	—	—	np	—	—
Royalties and license fees	—	—	np	—	—	—
Other business services	-13	-10	-20	-20	-16	np
Personal, cultural and recreational services	-10	np	np	np	np	np
Government services	-10	-10	-13	-16	-16	-18
IRELAND, REPUBLIC OF						
Services Debits	-169	-204	-252	-229	-315	-253
Transportation services	np	-18	-17	-16	np	np
Travel services	-137	-154	-167	-161	-168	-163
Communication services(b)	np	np	np	-2	np	np
Construction services	—	—	—	—	—	—
Insurance services	—	—	—	—	—	—
Financial services	—	—	—	—	—	—
Computer and information services	np	np	np	np	np	np
Royalties and license fees	-3	np	—	np	np	np
Other business services	np	-7	np	np	np	np
Personal, cultural and recreational services	np	np	-3	-3	np	np
Government services	—	-1	—	—	—	—
ITALY						
Services Debits	-443	-425	-481	-464	-452	-520
Transportation services	np	-32	np	-18	np	np
Travel services	-323	-343	-418	-421	-408	-478
Communication services(b)	-13	-15	-2	-2	-9	np
Construction services	—	—	—	—	—	—
Insurance services	—	—	—	—	—	—
Financial services	-3	-4	-4	-4	-4	-4
Computer and information services	—	np	—	np	np	np
Royalties and license fees	np	-9	-3	-1	-5	-7
Other business services	-13	-12	-16	-10	-13	-14
Personal, cultural and recreational services	np	np	np	np	—	np
Government services	-6	-6	-6	-6	-7	-7
JAPAN						
Services Debits	-1 949	-2 037	-2 152	-1 778	-1 865	-1 991
Transportation services	-1 094	-1 177	-1 210	-928	-1 019	-1 177
Travel services	-245	-262	-315	-311	-337	-359
Communication services(b)	-43	-72	-26	-45	-25	np
Construction services	—	—	—	—	—	—
Insurance services	-9	-9	-9	-9	-8	-8
Financial services	-119	-133	-134	-133	-131	-130
Computer and information services	np	np	np	np	np	np
Royalties and license fees	-139	-153	-141	-142	-160	-149
Other business services	-222	-161	-250	-160	-128	-109
Personal, cultural and recreational services	np	np	np	np	np	—
Government services	-24	-22	-18	-23	-24	-26

— nil or rounded to zero (including null cells)

np not available for publication but included in totals where applicable, unless otherwise indicated

(a) For sign conventions, see paragraph 2 of the Explanatory Notes.

(b) Communications services includes other services n.i.e..

SERVICES DEBITS (a) *continued*

	1999	2000	2001	2002	2003	2004
	\$m	\$m	\$m	\$m	\$m	\$m
KOREA, REPUBLIC OF						
Services Debits	-202	-228	-355	-308	-432	-319
Transportation services	-41	-47	-182	-138	-184	-181
Travel services	-43	-55	-72	-66	-67	-66
Communication services(b)	np	-26	np	np	np	np
Construction services	—	—	—	—	—	—
Insurance services	—	—	—	—	—	—
Financial services	-2	-4	-4	-4	-4	-4
Computer and information services	np	np	np	—	np	np
Royalties and license fees	np	np	np	np	np	np
Other business services	-29	-38	-44	-50	-135	-51
Personal, cultural and recreational services	np	np	—	—	—	np
Government services	-10	-11	-8	-4	-4	-5
MALAYSIA						
Services Debits	-753	-845	-836	-763	-655	-731
Transportation services	-440	-493	-495	-423	-341	-372
Travel services	-258	-289	-294	-280	-266	-320
Communication services(b)	np	np	np	np	np	np
Construction services	—	—	—	—	—	—
Insurance services	—	—	—	—	—	—
Financial services	-4	-4	-4	-4	-4	-4
Computer and information services	np	np	np	-1	np	-1
Royalties and license fees	np	—	—	np	—	-1
Other business services	-2	-6	-13	-14	-11	np
Personal, cultural and recreational services	-4	-1	—	-2	-2	np
Government services	-12	-14	-13	-11	-12	-13
MEXICO						
Services Debits	-23	-32	-38	-36	-33	-42
Transportation services	np	np	—	—	—	—
Travel services	-17	-25	-35	-34	-30	-39
Communication services(b)	—	—	—	—	—	—
Construction services	—	—	—	—	—	—
Insurance services	—	—	—	—	—	—
Financial services	—	—	—	—	—	—
Computer and information services	—	—	np	np	—	np
Royalties and license fees	—	—	—	—	—	—
Other business services	np	np	np	np	-2	np
Personal, cultural and recreational services	—	—	—	—	—	—
Government services	-2	-2	-2	-2	-2	-2
NETHERLANDS						
Services Debits	-512	-573	-475	-465	-539	-584
Transportation services	np	-223	-123	-46	-117	-163
Travel services	-80	-91	-74	-78	-91	-84
Communication services(b)	np	np	np	np	np	np
Construction services	—	—	—	—	—	—
Insurance services	—	—	—	—	—	—
Financial services	-4	-4	-4	-4	-4	-4
Computer and information services	-19	-18	np	np	np	np
Royalties and license fees	-66	-44	-47	-73	-87	-65
Other business services	-84	-77	-110	-153	-109	-86
Personal, cultural and recreational services	np	np	-85	-66	-112	-157
Government services	-10	-11	-11	-10	-11	-12

— nil or rounded to zero (including null cells)
 np not available for publication but included in totals
 where applicable, unless otherwise indicated

(a) For sign conventions, see paragraph 2 of the
 Explanatory Notes.
 (b) Communications services includes other services n.i.e..

SERVICES DEBITS (a) *continued*

	1999	2000	2001	2002	2003	2004
	\$m	\$m	\$m	\$m	\$m	\$m
NEW ZEALAND						
Services Debits	-1 471	-1 652	-1 726	-1 682	-1 803	-1 749
Transportation services	-507	-554	-558	-490	-502	-439
Travel services	-705	-773	-903	-871	-993	-1 078
Communication services(b)	-86	-144	-70	-106	-95	-31
Construction services	—	—	—	—	—	—
Insurance services	-89	-89	-85	-85	-85	-86
Financial services	-1	—	—	—	—	—
Computer and information services	-21	-16	np	np	np	np
Royalties and license fees	-4	-1	-1	-1	-2	-8
Other business services	-51	-67	-82	-91	-104	-83
Personal, cultural and recreational services	-1	-1	np	np	np	np
Government services	-6	-6	-5	-6	-7	-7
NORWAY						
Services Debits	-9	-30	-59	-49	-144	-149
Transportation services	—	np	-4	np	np	-76
Travel services	-9	-10	-19	-15	-24	-17
Communication services(b)	—	-1	—	np	np	-20
Construction services	—	—	—	—	—	—
Insurance services	—	—	—	—	—	—
Financial services	—	—	—	—	—	—
Computer and information services	—	—	—	—	-1	np
Royalties and license fees	—	—	—	—	—	np
Other business services	—	np	-36	-29	-27	-28
Personal, cultural and recreational services	—	—	—	—	—	—
Government services	—	—	—	—	—	—
PAPUA NEW GUINEA						
Services Debits	-155	-174	-151	-168	-162	-173
Transportation services	np	-29	-16	-11	np	-2
Travel services	-105	-122	-99	-100	-103	-101
Communication services(b)	-7	-8	-7	np	np	np
Construction services	—	—	—	—	—	—
Insurance services	—	—	—	—	—	—
Financial services	-1	—	—	—	—	—
Computer and information services	—	—	—	—	—	—
Royalties and license fees	np	np	np	np	—	np
Other business services	-2	-3	-4	-5	-8	-14
Personal, cultural and recreational services	np	np	np	np	—	np
Government services	-10	-10	-22	-37	-39	-43
PERU						
Services Debits	—	—	-12	-17	-24	-24
Transportation services	—	—	—	—	—	—
Travel services	—	—	-11	-16	-24	-24
Communication services(b)	—	np	—	—	—	—
Construction services	—	—	—	—	—	—
Insurance services	—	—	—	—	—	—
Financial services	—	—	—	—	—	—
Computer and information services	—	—	—	—	—	—
Royalties and license fees	—	np	np	np	—	—
Other business services	—	np	np	np	—	—
Personal, cultural and recreational services	—	—	—	—	—	—
Government services	—	—	—	—	—	—

— nil or rounded to zero (including null cells)
 np not available for publication but included in totals
 where applicable, unless otherwise indicated

(a) For sign conventions, see paragraph 2 of the
 Explanatory Notes.
 (b) Communications services includes other services n.i.e..

SERVICES DEBITS (a) *continued*

	1999	2000	2001	2002	2003	2004
	\$m	\$m	\$m	\$m	\$m	\$m
PHILIPPINES						
Services Debits	-178	-184	-161	-190	-175	-221
Transportation services	np	-4	-4	-3	—	—
Travel services	-114	-121	-119	-123	-121	-143
Communication services(b)	np	np	np	np	np	np
Construction services	—	—	—	—	—	—
Insurance services	—	—	—	—	—	—
Financial services	-2	-4	-4	-4	-4	-4
Computer and information services	np	np	np	np	—	np
Royalties and license fees	—	—	—	np	—	—
Other business services	-4	-8	-4	-14	-7	np
Personal, cultural and recreational services	—	—	-1	-2	np	np
Government services	-8	-8	-9	-10	-11	-12
RUSSIAN FEDERATION						
Services Debits	-49	-49	-129	-123	-50	-66
Transportation services	np	-16	np	-76	—	-1
Travel services	-28	-28	-40	-43	-46	-59
Communication services(b)	np	np	—	—	—	—
Construction services	—	—	—	—	—	—
Insurance services	—	—	—	—	—	—
Financial services	—	—	—	—	—	—
Computer and information services	—	—	np	—	np	np
Royalties and license fees	—	—	—	—	—	—
Other business services	—	np	—	—	np	np
Personal, cultural and recreational services	—	—	-4	—	—	—
Government services	-3	-3	-3	-3	-3	-4
SINGAPORE						
Services Debits	-1 897	-2 072	-2 317	-2 587	-2 390	-2 610
Transportation services	-1 158	-1 460	-1 687	-2 012	-1 814	-1 912
Travel services	-321	-355	-418	-387	-339	-376
Communication services(b)	-58	-62	-35	-24	-21	-71
Construction services	—	—	—	—	—	—
Insurance services	-31	-28	-29	-28	-28	-29
Financial services	-15	-17	-17	-17	-17	-17
Computer and information services	-54	-20	-9	-9	-10	np
Royalties and license fees	-6	-1	-2	-2	-6	np
Other business services	-233	-106	-95	-72	-127	-149
Personal, cultural and recreational services	-14	-15	-17	-28	-22	-31
Government services	-8	-8	-7	-6	-7	-7
SOUTH AFRICA						
Services Debits	-190	-180	-214	-259	-292	-273
Transportation services	-50	-43	-55	-69	np	-72
Travel services	-121	-120	-138	-174	-193	-181
Communication services(b)	np	np	np	np	np	np
Construction services	—	—	—	—	—	—
Insurance services	—	—	—	—	—	—
Financial services	—	—	—	—	—	—
Computer and information services	np	np	—	-2	-1	np
Royalties and license fees	np	-1	np	np	np	np
Other business services	-5	-2	-13	-4	-8	-16
Personal, cultural and recreational services	—	np	-2	-2	np	—
Government services	-1	-2	-2	-3	-3	-4

— nil or rounded to zero (including null cells)
 np not available for publication but included in totals
 where applicable, unless otherwise indicated

(a) For sign conventions, see paragraph 2 of the
 Explanatory Notes.
 (b) Communications services includes other services n.i.e..

SERVICES DEBITS (a) *continued*

	1999	2000	2001	2002	2003	2004
	\$m	\$m	\$m	\$m	\$m	\$m
SWEDEN						
Services Debits	-84	-104	-76	-84	-75	-71
Transportation services	np	-9	-8	-6	—	—
Travel services	-27	-32	-32	-41	-35	-42
Communication services(b)	—	np	—	—	-6	np
Construction services	—	—	—	—	—	—
Insurance services	—	—	—	—	—	—
Financial services	-3	-4	-4	-4	-4	-4
Computer and information services	-12	-17	-11	-12	np	-9
Royalties and license fees	np	-10	-12	np	np	-5
Other business services	-5	-28	-7	-5	-2	np
Personal, cultural and recreational services	np	np	—	np	—	—
Government services	-1	-2	-2	-2	-2	-2
SWITZERLAND						
Services Debits	-633	-785	-1 068	-982	-890	-980
Transportation services	-439	-575	-861	-680	-612	-684
Travel services	-54	-60	-57	-65	-73	-75
Communication services(b)	-2	np	-3	-9	-22	np
Construction services	—	—	—	—	—	—
Insurance services	—	—	—	—	—	—
Financial services	-12	-13	-13	-13	-13	-13
Computer and information services	np	np	np	np	-3	np
Royalties and license fees	-91	-104	-110	-151	-133	-163
Other business services	-33	-25	-19	-62	-34	-19
Personal, cultural and recreational services	np	—	np	np	—	np
Government services	-2	-3	-1	—	—	—
TAIWAN						
Services Debits	-135	-129	-129	-143	-225	-206
Transportation services	-29	-25	-26	-31	-121	-99
Travel services	-80	-93	-94	-102	-94	-101
Communication services(b)	-24	np	np	np	np	np
Construction services	—	—	—	—	—	—
Insurance services	—	—	—	—	—	—
Financial services	—	—	—	—	—	—
Computer and information services	np	np	—	np	np	—
Royalties and license fees	—	—	np	np	—	np
Other business services	-3	-3	-4	-8	-9	-3
Personal, cultural and recreational services	np	—	np	—	—	—
Government services	—	—	—	—	—	—
THAILAND						
Services Debits	-578	-680	-819	-835	-747	-904
Transportation services	-157	np	np	-283	-295	-335
Travel services	-382	-439	-524	-526	-421	-546
Communication services(b)	-23	np	-4	np	np	-4
Construction services	—	—	—	—	—	—
Insurance services	—	—	—	—	—	—
Financial services	-3	-4	-4	-4	-4	-4
Computer and information services	np	—	—	—	np	np
Royalties and license fees	np	—	np	-1	-2	np
Other business services	-7	-5	-9	np	np	-8
Personal, cultural and recreational services	np	np	np	—	—	np
Government services	-4	-5	-4	-5	-5	-6

— nil or rounded to zero (including null cells)

np not available for publication but included in totals where applicable, unless otherwise indicated

(a) For sign conventions, see paragraph 2 of the Explanatory Notes.

(b) Communications services includes other services n.i.e..

SERVICES DEBITS (a) *continued*

	1999	2000	2001	2002	2003	2004
	\$m	\$m	\$m	\$m	\$m	\$m
UNITED KINGDOM						
Services Debits	-3 353	-3 896	-3 518	-3 814	-3 795	-3 916
Transportation services	-776	-928	-727	-904	-934	-971
Travel services	-1 448	-1 630	-1 556	-1 653	-1 670	-1 819
Communication services(b)	-221	-334	-181	-142	-81	-47
Construction services	—	—	—	—	—	—
Insurance services	-133	-130	-123	-124	-125	-127
Financial services	-70	-77	-78	-77	-76	-76
Computer and information services	-73	-107	-72	-82	-73	-66
Royalties and license fees	-167	-218	-229	-237	-226	-196
Other business services	-282	-270	-383	-400	-428	-446
Personal, cultural and recreational services	-109	-119	-90	-116	-99	-77
Government services	-74	-82	-78	-80	-84	-91
UNITED STATES OF AMERICA						
Services Debits	-5 903	-6 552	-6 120	-6 138	-6 145	-6 139
Transportation services	-1 106	-1 247	-1 095	-684	-674	-613
Travel services	-1 459	-1 681	-1 376	-1 420	-1 427	-1 678
Communication services(b)	-223	-412	-256	-270	-220	-93
Construction services	—	—	—	—	—	—
Insurance services	-316	-315	-295	-297	-299	-302
Financial services	-169	-189	-191	-189	-185	-185
Computer and information services	-162	-385	-334	-442	-422	-382
Royalties and license fees	-1 011	-943	-857	-984	-1 057	-1 106
Other business services	-820	-728	-1 078	-1 093	-1 141	-977
Personal, cultural and recreational services	-471	-460	-437	-541	-491	-555
Government services	-165	-192	-202	-217	-230	-248
VIET NAM						
Services Debits	-192	-237	-261	-343	-335	-423
Transportation services	-8	np	np	np	np	-68
Travel services	-157	-162	-213	-271	-275	-341
Communication services(b)	-16	np	np	-7	np	np
Construction services	—	—	—	—	—	—
Insurance services	—	—	—	—	—	—
Financial services	—	—	—	—	—	—
Computer and information services	—	—	—	—	—	—
Royalties and license fees	np	np	—	np	—	—
Other business services	-1	-1	-2	-14	-4	np
Personal, cultural and recreational services	np	—	np	np	np	—
Government services	-10	-10	-5	—	—	—
AFRICA N.E.S.						
Services Debits	-266	-358	-298	-315	-291	-352
Transportation services	-53	-57	-49	-35	-24	-30
Travel services	-193	-275	-224	-239	-256	-310
Communication services(b)	np	np	—	—	—	np
Construction services	—	—	—	—	—	—
Insurance services	—	—	—	—	—	—
Financial services	—	—	—	—	—	—
Computer and information services	—	—	—	—	—	—
Royalties and license fees	—	—	np	np	—	np
Other business services	np	np	np	np	np	-1
Personal, cultural and recreational services	np	np	-3	-1	np	np
Government services	-3	-3	-5	-8	-8	-8

— nil or rounded to zero (including null cells)

np not available for publication but included in totals where applicable, unless otherwise indicated

(a) For sign conventions, see paragraph 2 of the Explanatory Notes.

(b) Communications services includes other services n.i.e..

SERVICES DEBITS (a) *continued*

	1999	2000	2001	2002	2003	2004
	\$m	\$m	\$m	\$m	\$m	\$m
AMERICA N.E.S.						
Services Debits	-180	-167	-179	-128	-199	-170
Transportation services	np	-39	np	-34	np	np
Travel services	-104	-70	-89	-69	-88	-94
Communication services(b)	np	np	np	np	—	np
Construction services	—	—	—	—	—	—
Insurance services	—	—	—	—	—	—
Financial services	-3	-4	-4	-4	-4	-4
Computer and information services	-1	np	—	—	—	—
Royalties and license fees	-1	—	—	np	—	—
Other business services	-9	-13	-53	-5	np	np
Personal, cultural and recreational services	np	—	—	np	—	—
Government services	-12	-8	-7	-16	-16	-18
ASIA N.E.S.						
Services Debits	-749	-886	-1 311	-1 386	-1 803	-1 977
Transportation services	-335	-378	-511	-634	-937	-1 365
Travel services	-163	-202	-262	-292	-340	-398
Communication services(b)	np	np	-8	-9	np	np
Construction services	—	—	—	—	—	—
Insurance services	—	—	—	—	—	—
Financial services	-4	-4	-4	-4	-4	-4
Computer and information services	-8	np	np	np	np	np
Royalties and license fees	np	np	np	np	np	np
Other business services	-74	-85	-243	-130	-137	-43
Personal, cultural and recreational services	-4	-1	-6	-6	-1	-2
Government services	-31	-30	-34	-49	-52	-56
EUROPE N.E.S.						
Services Debits	-1 031	-873	-1 040	-1 106	-1 157	-1 525
Transportation services	-398	-185	-277	-276	-380	-638
Travel services	-522	-594	-661	-673	-658	-769
Communication services(b)	np	np	np	np	-14	-4
Construction services	—	—	—	—	—	—
Insurance services	—	—	—	—	—	—
Financial services	-11	-13	-13	-13	-13	-13
Computer and information services	-3	-5	-2	np	-4	-6
Royalties and license fees	-5	-1	-2	-6	-4	-14
Other business services	-58	-20	-41	-84	-53	-48
Personal, cultural and recreational services	np	np	np	-9	-1	—
Government services	-21	-16	-16	-28	-30	-32
OCEANIA N.E.S.						
Services Debits	-217	-251	-240	-244	-329	-252
Transportation services	-41	-44	-29	-33	-89	-27
Travel services	-163	-190	-195	-179	-202	-199
Communication services(b)	np	np	np	np	np	np
Construction services	—	—	—	—	—	—
Insurance services	—	—	—	—	—	—
Financial services	—	—	—	—	—	—
Computer and information services	—	—	—	—	—	—
Royalties and license fees	np	—	—	—	np	—
Other business services	-2	-4	np	-14	-18	np
Personal, cultural and recreational services	—	np	-1	np	—	—
Government services	-4	-5	-9	-12	-13	-14

— nil or rounded to zero (including null cells)
 np not available for publication but included in totals
 where applicable, unless otherwise indicated

(a) For sign conventions, see paragraph 2 of the
 Explanatory Notes.
 (b) Communications services includes other services n.i.e..

SERVICES DEBITS (a) *continued*

	1999	2000	2001	2002	2003	2004
	\$m	\$m	\$m	\$m	\$m	\$m
INTERNATIONAL CAPITAL MARKETS						
Services Debits	—	—	—	—	—	—
Transportation services	—	—	—	—	—	—
Travel services	—	—	—	—	—	—
Communication services(b)	—	—	—	—	—	—
Construction services	—	—	—	—	—	—
Insurance services	—	—	—	—	—	—
Financial services	—	—	—	—	—	—
Computer and information services	—	—	—	—	—	—
Royalties and license fees	—	—	—	—	—	—
Other business services	—	—	—	—	—	—
Personal, cultural and recreational services	—	—	—	—	—	—
Government services	—	—	—	—	—	—
INTERNATIONAL INSTITUTIONS						
Services Debits	—	—	—	—	—	—
Transportation services	—	—	—	—	—	—
Travel services	—	—	—	—	—	—
Communication services(b)	—	—	—	—	—	—
Construction services	—	—	—	—	—	—
Insurance services	—	—	—	—	—	—
Financial services	—	—	—	—	—	—
Computer and information services	—	—	—	—	—	—
Royalties and license fees	—	—	—	—	—	—
Other business services	—	—	—	—	—	—
Personal, cultural and recreational services	—	—	—	—	—	—
Government services	—	—	—	—	—	—
UNALLOCATED						
Services Debits	-2 127	-2 467	-1 787	-1 871	-1 510	-2 055
Transportation services	-899	-1 173	-1 002	-958	-792	-909
Travel services	-94	-102	-126	-35	-39	-10
Communication services(b)	-694	-616	-938	-807	-553	-477
Construction services	—	—	—	—	—	—
Insurance services	-314	-318	-300	-300	-303	-306
Financial services	-62	-60	-61	-60	-60	-59
Computer and information services	-117	-280	-394	-389	-455	-538
Royalties and license fees	-91	-106	-104	-102	-126	-84
Other business services	-892	-917	-814	-847	-583	-737
Personal, cultural and recreational services	-124	-188	-80	-83	-111	-104
Government services	-111	-118	-103	-67	-72	-84
TOTAL ALL COUNTRIES						
Services Debits	-28 397	-31 699	-32 768	-33 267	-32 914	-35 578
Transportation services	-9 358	-10 860	-11 117	-11 004	-10 956	-12 638
Travel services	-9 368	-10 526	-11 021	-11 217	-11 242	-12 791
Communication services(b)	-1 498	-1 843	-1 585	-1 490	-1 091	-770
Construction services	—	—	—	—	—	—
Insurance services	-913	-902	-854	-856	-864	-874
Financial services	-538	-597	-602	-598	-587	-585
Computer and information services	-479	-857	-833	-955	-992	-1 017
Royalties and license fees	-1 753	-1 748	-1 681	-1 866	-1 932	-1 950
Other business services	-3 136	-2 905	-3 670	-3 718	-3 671	-3 238
Personal, cultural and recreational services	-747	-811	-765	-891	-869	-948
Government services	-607	-650	-639	-671	-711	-768

— nil or rounded to zero (including null cells)

(b) Communications services includes other services n.i.e..

(a) For sign conventions, see paragraph 2 of the Explanatory Notes.

SERVICES DEBITS (a) *continued*

	1999	2000	2001	2002	2003	2004
	\$m	\$m	\$m	\$m	\$m	\$m
APEC						
Services Debits	-16 181	-17 958	-19 082	-19 003	-18 334	-19 442
Transportation services	-5 680	-6 609	-6 927	-6 437	-6 288	-6 778
Travel services	-5 047	-5 679	-5 980	-6 017	-5 850	-6 871
Communication services(b)	-745	-1 049	-1 186	-1 184	-767	-524
Construction services	—	—	—	—	—	—
Insurance services	-445	-441	-418	-419	-420	-425
Financial services	-339	-382	-385	-383	-375	-374
Computer and information services	-313	-476	-401	-495	-486	-443
Royalties and license fees	-1 211	-1 152	-1 048	-1 175	-1 257	-1 278
Other business services	-1 593	-1 311	-1 869	-1 881	-1 935	-1 696
Personal, cultural and recreational services	-508	-521	-523	-642	-565	-631
Government services	-300	-337	-343	-370	-391	-423
ASEAN						
Services Debits	-4 254	-4 598	-5 053	-5 388	-4 822	-5 506
Transportation services	-2 017	-2 408	-2 786	-3 103	-2 739	-2 941
Travel services	-1 480	-1 630	-1 854	-1 848	-1 643	-2 032
Communication services(b)	-294	-247	-95	-115	-90	-147
Construction services	—	—	—	—	—	—
Insurance services	-31	-28	-29	-28	-28	-29
Financial services	-26	-34	-35	-34	-34	-34
Computer and information services	-56	-22	-10	-10	-12	-17
Royalties and license fees	-7	-1	-3	-4	-10	-6
Other business services	-264	-140	-147	-142	-176	-208
Personal, cultural and recreational services	-29	-33	-43	-55	-38	-39
Government services	-51	-55	-51	-49	-51	-56
EU						
Services Debits	-6 513	-7 223	-7 179	-7 494	-7 633	-8 337
Transportation services	-1 816	-2 010	-1 991	-2 126	-2 268	-2 717
Travel services	-2 749	-3 070	-3 122	-3 264	-3 280	-3 615
Communication services(b)	-276	-410	-244	-169	-143	-86
Construction services	—	—	—	—	—	—
Insurance services	-147	-143	-136	-137	-141	-143
Financial services	-108	-120	-121	-120	-118	-118
Computer and information services	-134	-151	-142	-153	-118	-120
Royalties and license fees	-432	-434	-461	-491	-511	-455
Other business services	-544	-524	-657	-724	-704	-713
Personal, cultural and recreational services	-187	-235	-188	-196	-229	-240
Government services	-120	-126	-115	-114	-120	-130
OECD						
Services Debits	-17 461	-19 096	-19 306	-18 978	-19 411	-20 197
Transportation services	-5 374	-5 777	-6 003	-5 145	-5 401	-5 984
Travel services	-5 539	-6 250	-6 260	-6 399	-6 560	-7 284
Communication services(b)	-656	-1 107	-624	-620	-534	-271
Construction services	—	—	—	—	—	—
Insurance services	-561	-556	-525	-528	-533	-539
Financial services	-415	-464	-468	-465	-455	-454
Computer and information services	-391	-606	-611	-637	-593	-549
Royalties and license fees	-1 731	-1 685	-1 612	-1 813	-1 893	-1 885
Other business services	-1 765	-1 588	-2 203	-2 238	-2 314	-2 006
Personal, cultural and recreational services	-698	-698	-644	-762	-736	-803
Government services	-332	-365	-355	-370	-391	-423

— nil or rounded to zero (including null cells)

(b) Communications services includes other services n.i.e..

(a) For sign conventions, see paragraph 2 of the Explanatory Notes.

CAPITAL ACCOUNT(a)

	1999	2000	2001	2002	2003	2004
	\$m	\$m	\$m	\$m	\$m	\$m
.....						
BELGIUM AND LUXEMBOURG						
<i>Capital Account</i>	—	1	2	1	4	3
Credits	1	2	4	2	5	5
Debits	-1	-1	-2	-1	-1	-2
.....						
BRUNEI DARUSSALAM						
<i>Capital Account</i>	2	2	2	2	4	4
Credits	4	4	5	5	6	6
Debits	-2	-2	-3	-3	-2	-2
.....						
CANADA						
<i>Capital Account</i>	5	4	4	3	4	5
Credits	21	22	23	22	24	26
Debits	-16	-18	-19	-19	-20	-21
.....						
CENTRAL AMERICA AND CARIBBEAN						
<i>Capital Account</i>	—	—	—	—	—	—
Credits	1	1	1	1	1	1
Debits	-1	-1	-1	-1	-1	-1
.....						
CHILE						
<i>Capital Account</i>	—	—	1	-1	—	—
Credits	2	2	2	2	2	2
Debits	-2	-2	-1	-3	-2	-2
.....						
CHINA, PEOPLE'S REPUBLIC OF						
<i>Capital Account</i>	112	118	134	140	158	193
Credits	158	169	190	199	229	269
Debits	-46	-51	-56	-59	-71	-76
.....						
FIJI						
<i>Capital Account</i>	1	2	1	-3	-6	-8
Credits	14	15	15	13	10	10
Debits	-13	-13	-14	-16	-16	-18
.....						
FRANCE						
<i>Capital Account</i>	5	5	5	4	2	3
Credits	11	11	11	11	9	10
Debits	-6	-6	-6	-7	-7	-7
.....						
GERMANY						
<i>Capital Account</i>	17	17	20	20	17	18
Credits	27	27	30	29	27	28
Debits	-10	-10	-10	-9	-10	-10
.....						
GREECE						
<i>Capital Account</i>	5	3	3	3	4	4
Credits	12	10	9	9	9	9
Debits	-7	-7	-6	-6	-5	-5

— nil or rounded to zero (including null cells)

(a) For sign conventions, see paragraph 2 of the Explanatory Notes.

CAPITAL ACCOUNT(a) *continued*

	1999	2000	2001	2002	2003	2004
	\$m	\$m	\$m	\$m	\$m	\$m
HONG KONG (SAR OF CHINA)						
Capital Account	34	31	35	34	29	23
Credits	75	78	85	85	79	79
Debits	-41	-47	-50	-51	-50	-56
INDIA						
Capital Account	22	23	22	22	44	60
Credits	41	47	48	41	65	83
Debits	-19	-24	-26	-19	-21	-23
INDONESIA						
Capital Account	435	419	428	381	241	247
Credits	495	490	501	454	311	330
Debits	-60	-71	-73	-73	-70	-83
IRELAND, REPUBLIC OF						
Capital Account	7	5	4	7	8	8
Credits	19	21	22	21	23	23
Debits	-12	-16	-18	-14	-15	-15
ITALY						
Capital Account	2	3	3	3	5	5
Credits	8	9	9	8	10	11
Debits	-6	-6	-6	-5	-5	-6
JAPAN						
Capital Account	17	13	53	52	31	13
Credits	43	45	88	87	66	51
Debits	-26	-32	-35	-35	-35	-38
KOREA, REPUBLIC OF						
Capital Account	10	9	10	11	31	38
Credits	24	27	32	37	56	64
Debits	-14	-18	-22	-26	-25	-26
MALAYSIA						
Capital Account	95	96	105	100	174	180
Credits	113	117	124	122	196	204
Debits	-18	-21	-19	-22	-22	-24
MEXICO						
Capital Account	1	—	—	—	—	—
Credits	1	1	1	1	1	1
Debits	—	-1	-1	-1	-1	-1
NETHERLANDS						
Capital Account	12	-20	11	10	9	12
Credits	17	17	17	15	18	18
Debits	-5	-37	-6	-5	-9	-6

— nil or rounded to zero (including null cells)

(a) For sign conventions, see paragraph 2 of the Explanatory Notes.

CAPITAL ACCOUNT(a) *continued*

	1999	2000	2001	2002	2003	2004
	\$m	\$m	\$m	\$m	\$m	\$m
NEW ZEALAND						
Capital Account	68	78	69	3	-1	1
Credits	141	164	155	96	93	107
Debits	-73	-86	-86	-93	-94	-106
NORWAY						
Capital Account	4	6	8	6	5	4
Credits	5	7	9	8	8	7
Debits	-1	-1	-1	-2	-3	-3
PAPUA NEW GUINEA						
Capital Account	7	6	6	8	10	8
Credits	21	19	19	19	19	18
Debits	-14	-13	-13	-11	-9	-10
PERU						
Capital Account	1	—	—	—	—	—
Credits	1	1	1	1	1	1
Debits	—	-1	-1	-1	-1	-1
PHILIPPINES						
Capital Account	-6	-10	-13	-13	-1	6
Credits	20	20	19	20	28	32
Debits	-26	-30	-32	-33	-29	-26
RUSSIAN FEDERATION						
Capital Account	2	1	2	2	1	—
Credits	2	2	3	3	3	4
Debits	—	-1	-1	-1	-2	-4
SINGAPORE						
Capital Account	58	55	49	41	76	81
Credits	83	85	96	96	116	123
Debits	-25	-30	-47	-55	-40	-42
SOUTH AFRICA						
Capital Account	172	166	172	153	152	162
Credits	182	178	184	164	165	175
Debits	-10	-12	-12	-11	-13	-13
SWEDEN						
Capital Account	3	4	4	4	2	2
Credits	6	7	7	7	6	6
Debits	-3	-3	-3	-3	-4	-4
SWITZERLAND						
Capital Account	5	5	6	-83	4	1
Credits	10	10	11	11	9	9
Debits	-5	-5	-5	-94	-5	-8

— nil or rounded to zero (including null cells)

(a) For sign conventions, see paragraph 2 of the Explanatory Notes.

CAPITAL ACCOUNT(a) *continued*

	1999	2000	2001	2002	2003	2004
	\$m	\$m	\$m	\$m	\$m	\$m
TAIWAN						
Capital Account	194	191	192	176	155	166
Credits	202	200	202	185	166	179
Debits	-8	-9	-10	-9	-11	-13
THAILAND						
Capital Account	-5	-5	-4	-4	1	—
Credits	16	19	25	26	29	29
Debits	-21	-24	-29	-30	-28	-29
UNITED KINGDOM						
Capital Account	74	64	51	62	135	124
Credits	245	246	249	250	324	327
Debits	-171	-182	-198	-188	-189	-203
UNITED STATES OF AMERICA						
Capital Account	-34	-67	-92	-135	-53	-90
Credits	104	74	67	63	108	90
Debits	-138	-141	-159	-198	-161	-180
VIET NAM						
Capital Account	-15	-22	-21	-19	-16	-17
Credits	11	12	13	14	17	18
Debits	-26	-34	-34	-33	-33	-35
AFRICA N.E.S.						
Capital Account	81	78	85	82	116	127
Credits	104	106	115	109	144	162
Debits	-23	-28	-30	-27	-28	-35
AMERICA N.E.S.						
Capital Account	2	2	2	1	4	4
Credits	6	7	8	8	12	13
Debits	-4	-5	-6	-7	-8	-9
ASIA N.E.S.						
Capital Account	-9	-58	-42	-38	-38	-36
Credits	70	75	80	84	96	106
Debits	-79	-133	-122	-122	-134	-142
EUROPE N.E.S.						
Capital Account	21	6	22	25	19	13
Credits	53	55	55	54	50	48
Debits	-32	-49	-33	-29	-31	-35
OCEANIA N.E.S.						
Capital Account	-32	-42	-50	-57	-57	-93
Credits	7	7	7	7	5	6
Debits	-39	-49	-57	-64	-62	-99

— nil or rounded to zero (including null cells)

(a) For sign conventions, see paragraph 2 of the Explanatory Notes.

CAPITAL ACCOUNT(a) *continued*

	1999	2000	2001	2002	2003	2004
	\$m	\$m	\$m	\$m	\$m	\$m
INTERNATIONAL CAPITAL MARKETS						
Capital Account	—	—	—	—	—	—
Credits	—	—	—	—	—	—
Debits	—	—	—	—	—	—
INTERNATIONAL INSTITUTIONS						
Capital Account	—	—	—	—	—	—
Credits	—	—	—	—	—	—
Debits	—	—	—	—	—	—
UNALLOCATED						
Capital Account	-103	-124	-145	-187	-145	-200
Credits	3	10	10	—	6	1
Debits	-106	-134	-155	-187	-151	-201
TOTAL ALL COUNTRIES						
Capital Account	1 270	1 065	1 144	816	1 128	1 071
Credits	2 379	2 419	2 552	2 389	2 552	2 691
Debits	-1 109	-1 354	-1 408	-1 573	-1 424	-1 620
APEC						
Capital Account	864	809	836	669	711	762
Credits	1 502	1 540	1 640	1 532	1 517	1 633
Debits	-638	-731	-804	-863	-806	-871
ASEAN						
Capital Account	554	514	525	468	461	484
Credits	747	750	787	741	707	750
Debits	-193	-236	-262	-273	-246	-266
EU						
Capital Account	133	80	108	31	176	179
Credits	360	365	374	366	429	451
Debits	-227	-285	-266	-335	-253	-272
OECD						
Capital Account	178	134	166	-14	170	159
Credits	689	720	768	706	778	819
Debits	-511	-586	-602	-720	-608	-660
—	nil or rounded to zero (including null cells)		(a) For sign conventions, see paragraph 2 of the Explanatory Notes.			

EXPLANATORY NOTES

CONCEPTS, SOURCES AND METHODS

1 The conceptual framework used in Australia's balance of payments (BOP) and international investment position (IIP) statistics is based on the Fifth Edition of the International Monetary Fund's Balance of Payments Manual (BPM5, 1993). This framework is summarised in the 1998 edition of the Australian Bureau of Statistics (ABS) publication *Balance of Payments and International Investment Position, Australia: Concepts, Sources and Methods* (cat. no. 5331.0). As well as providing descriptions of the underlying concepts and structure of the BOP and IIP, 5331.0 also describes the sources, methods and terms used in compiling Australia's BOP and IIP statistics. The publication is available on the ABS web site, <<http://www.abs.gov.au>>, by selecting 'About Statistics' then 'Concepts and Classifications'.

SIGN CONVENTION

2 In keeping with BOP conventions, credit items (exports) are shown without sign and debit items (imports) are shown as negative entries.

CARE TO BE EXERCISED

3 Care should be exercised in interpreting country data. In the first instance, source data often do not identify the country of the non-resident transactor. Imports of goods are largely classified by the country of origin of the goods rather than by the country from which Australia buys the goods. For example, goods from People's Republic of China that are bought by traders in Hong Kong (SAR of China) and then on-sold to Australia should appear as imports from People's Republic of China, not from Hong Kong (SAR of China).

4 Care should also be exercised whenever either the residual country grouping designated 'not elsewhere specified' (n.e.s.) or when the designated 'unallocated' category are significant for the table. Not elsewhere specified (n.e.s.) categories include: data for those countries in the region that are not separately identified in the tables; and data that are reported for the region as a whole but which cannot be allocated by country.

RECONCILIATION

5 A reconciliation of the current, capital and financial accounts by individual country or region is not possible as goods and services purchased from or sold to another country may be financed by capital raised in a third country. For an explanation refer to *Balance of Payments and International Investment Position, Australia: Concepts, Sources and Methods* (cat. no. 5331.0).

RELATED PRODUCTS AND SERVICES

6 Data for detailed exports and imports of goods on the recorded trade basis, dissected by commodity or by country basis, are available on AusStats <<http://www.abs.gov.au>>. Users requiring detailed country by commodity data should contact Client Services. Contact details are shown on the back of this publication.

7 More detailed information on income and financial accounts, is available in *International Investment Position, Australia: Supplementary Country Statistics* (cat.no. 5352.0).

8 Users may also wish to refer to the following publications which are available from ABS Bookshops or which can be downloaded free of charge from the ABS website:

- *A Guide to Australian Balance of Payments and International Investment Position Statistics* (cat. no. 5362.0.55.001)
- *Balance of Payments and International Investment Position, Australia: Concepts, Sources and Methods* (cat. no. 5331.0)
- *Information Paper: Quality of Australian Balance of Payments Statistics* (cat. no. 5342.0)
- *International Merchandise Trade, Australia: Concepts, Sources and Methods* (cat. no. 5489.0)
- *Balance of Payments and International Investment Position, Australia* (cat. no. 5302.0) - issued quarterly

EXPLANATORY NOTES *continued*

RELATED PRODUCTS AND SERVICES *continued*

- *International Investment Position, Australia: Supplementary Country statistics* (cat. no. 5352.0) - issued annually
- *International Trade in Goods and Services, Australia* (cat. no. 5368.0) - issued monthly.

ABBREVIATIONS

- \$b billion (thousand million) dollars
- \$m million dollars
- ABS Australian Bureau of Statistics
- APEC Asia Pacific Economic Co-operation
- ASEAN Association of South-East Asian Nations
- BOP Balance of Payments
- BPM5 Balance of Payments Manual 1993 (Fifth Edition)(International Monetary Fund)
- EU European Union
- GDP gross domestic product
- IIP International Investment Position
- IMF International Monetary Fund
- n.e.s. not elsewhere specified
- n.i.e. not included elsewhere
- OECD Organisation for Economic Co-operation and Development
- SAR Special Administrative Region

APPENDIX COUNTRIES AND COUNTRY GROUPS

NOTES

INCLUSIONS

Monaco and Andorra are included with France. San Marino and Vatican City are included with Italy. Switzerland includes Liechtenstein.

INTERNATIONAL CAPITAL MARKETS

This category is used for securities issued on several markets at once (e.g. Eurobonds) and loans made by a syndicate of lenders in several countries (e.g. Euro-currency or Asian dollar loans).

INTERNATIONAL INSTITUTIONS

This category is used for securities issued and loans made by non-countries, which include such organisations as the International Monetary Fund (IMF), International Bank of Reconstruction and Development and International Institutions unspecified.

APPENDIX COUNTRIES AND COUNTRY GROUPS *continued*

ORDER OF COUNTRIES AND COUNTRY GROUPS IN THE TABLES

ORDER OF COUNTRIES AND
COUNTRY GROUPS

Belgium and Luxembourg
Brunei Darussalam
Canada
Central America and Caribbean
Chile
China, People's Republic of
Fiji
France
Germany
Greece
Hong Kong (SAR of China)
India
Indonesia
Ireland, Republic of
Italy
Japan
Korea, Republic of
Malaysia
Mexico
Netherlands
New Zealand
Norway
Papua New Guinea
Peru
Philippines
Russian Federation
Singapore
South Africa
Sweden
Switzerland
Taiwan
Thailand
United Kingdom
United States of America
Viet Nam
Africa n.e.s.
America n.e.s.
Asia n.e.s.
Europe n.e.s.

APPENDIX COUNTRIES AND COUNTRY GROUPS *continued*

ORDER OF COUNTRIES AND
COUNTRY GROUPS *continued*

Oceania n.e.s.
International capital markets
International institutions
Unallocated
Total all countries
APEC
ASEAN
EU
OECD

APPENDIX COUNTRIES AND COUNTRY GROUPS *continued*

COMPOSITION OF COUNTRY GROUPS

CENTRAL AMERICA AND CARIBBEAN	Includes Anguilla, Antigua and Barbuda, Aruba, Bahamas, Barbados, Belize, Bermuda, British Virgin Islands, Cayman Islands, Costa Rica, Cuba, Dominica, Dominican Republic, El Salvador, Grenada, Guadeloupe, Guatemala, Haiti, Honduras, Jamaica, Martinique, Montserrat, Netherlands Antilles, Nicaragua, Panama, Puerto Rico, St Christopher and Nevis, Saint Lucia, Saint Vincent and the Grenadines, Trinidad and Tobago, Turks and Caicos Islands and United States Virgin Islands.
AFRICA N.E.S.	Includes Algeria, Angola, Benin, Botswana, Burkina Faso, Burundi, Cameroon, Cape Verde, Central African Republic, Chad, Comoros, Congo, Democratic Republic of Congo, Cote d'Ivoire, Djibouti, Egypt, Equatorial Guinea, Eritrea, Ethiopia, Gabon, Gambia, Ghana, Guinea, Guinea-Bissau, Kenya, Lesotho, Liberia, Libya, Madagascar, Malawi, Mali, Mauritania, Mauritius, Mayotte, Morocco, Mozambique, Namibia, Niger, Nigeria, Reunion, Rwanda, Sao Tome and Principe, Senegal, Seychelles, Sierra Leone, Somalia, St Helena, Sudan, Swaziland, Tanzania, Togo, Tunisia, Uganda, Western Sahara, Zambia and Zimbabwe.
AMERICA N.E.S.	Includes Argentina, Bolivia, Brazil, Colombia, Ecuador, Falkland Islands, French Guiana, Guyana, Paraguay, St Pierre and Miquelon, Suriname, Uruguay and Venezuela.
ASIA N.E.S.	Includes Afghanistan, Armenia, Azerbaijan, Bahrain, Bangladesh, Bhutan, British Indian Ocean Territory, Burma (Myanmar), Cambodia, East Timor, Gaza Strip and West Bank, Georgia, Iran, Iraq, Israel, Jordan, Kazakhstan, Democratic People's Republic of Korea (North), Kuwait, Kyrgyz Republic, Laos, Lebanon, Macau (SAR of China), Maldives, Mongolia, Nepal, Oman, Pakistan, Qatar, Saudi Arabia, Sri Lanka, Syria, Tajikistan, Turkmenistan, United Arab Emirates, Uzbekistan Viet Nam and Yemen.
EUROPE N.E.S.	Includes Albania, Austria, Belarus, Bosnia and Herzegovina, Bulgaria, Croatia, Cyprus, Czech Republic, Denmark, Estonia, Faeroe Islands, Finland, Former Yugoslav Republic of Macedonia, Gibraltar, Greenland, Hungary, Iceland, Latvia, Lithuania, Malta, Moldova, Poland, Portugal, Romania, Slovak Republic, Slovenia, Spain, Turkey, Ukraine and Yugoslavia.
OCEANIA N.E.S.	Includes American Samoa, Cook Islands, French Polynesia, French Southern and Antarctic Territory, Guam, Johnston and Sand Islands, Kiribati, Marshall Islands, Federated States of Micronesia, Midway Islands, Nauru, New Caledonia, Niue, Northern Mariana Islands, United States Pacific Islands n.i.e., Palau, Pitcairn, Samoa, Solomon Islands, Tokelau, Tonga, Tuvalu, Vanuatu, Wake Island and Wallis and Futuna.
APEC	Includes Brunei Darussalam, Canada, Chile, People's Republic of China, Hong Kong (SAR of China), Indonesia, Japan, Republic of Korea, Malaysia, Mexico, New Zealand, Papua New Guinea, Peru, Philippines, Russian Federation, Singapore, Taiwan, Thailand, United States of America and Viet Nam.
ASEAN	Includes Brunei Darussalam, Burma (Myanmar), Cambodia, Indonesia, Laos, Malaysia, Philippines, Singapore, Thailand and Viet Nam.
EU	Includes Austria, Belgium, Denmark, Finland, France, Germany, Greece, Republic of Ireland, Italy, Luxembourg, Netherlands, Portugal, Spain, Sweden and United Kingdom. Cyprus, Czech Republic, Estonia, Hungary, Latvia, Lithuania, Malta, Poland, Slovak Republic and Slovenia are included from July 2004.

APPENDIX COUNTRIES AND COUNTRY GROUPS *continued*

OECD

Includes Austria, Belgium, Canada, Czech Republic, Denmark, Finland, France, Germany, Greece, Hungary, Iceland, Republic of Ireland, Italy, Japan, Republic of Korea, Luxembourg, Mexico, Netherlands, New Zealand, Norway, Poland, Portugal, Spain, Slovak Republic, Sweden, Switzerland, Turkey, United Kingdom and United States of America. Slovak Republic is included from 2000.

FOR MORE INFORMATION . . .

- INTERNET* **www.abs.gov.au** the ABS web site is the best place to start for access to summary data from our latest publications, information about the ABS, advice about upcoming releases, our catalogue, and Australia Now—a statistical profile.
- LIBRARY* A range of ABS publications is available from public and tertiary libraries Australia-wide. Contact your nearest library to determine whether it has the ABS statistics you require, or visit our web site for a list of libraries.
- CPI INFOLINE* For current and historical Consumer Price Index data, call 1902 981 074 (call cost 77c per minute).
- DIAL-A-STATISTIC* This service now provides only current Consumer Price Index statistics call 1900 986 400 (call cost 77c per minute).

INFORMATION SERVICE

Data already published that can be provided within five minutes will be free of charge. Our information consultants can also help you to access the full range of ABS information—ABS user pays services can be tailored to your needs, time frame and budget. Publications may be purchased. Specialists are on hand to help you with analytical or methodological advice.

- PHONE* 1300 135 070
- EMAIL* client.services@abs.gov.au
- FAX* 1300 135 211
- POST* Client Services, ABS, GPO Box 796, Sydney NSW 2001

FREE ACCESS TO PUBLICATIONS

All ABS publications can be downloaded free of charge from the ABS web site.

- WEB ADDRESS* www.abs.gov.au



2533800001048

ISSN 0819 6001

RRP \$0.00